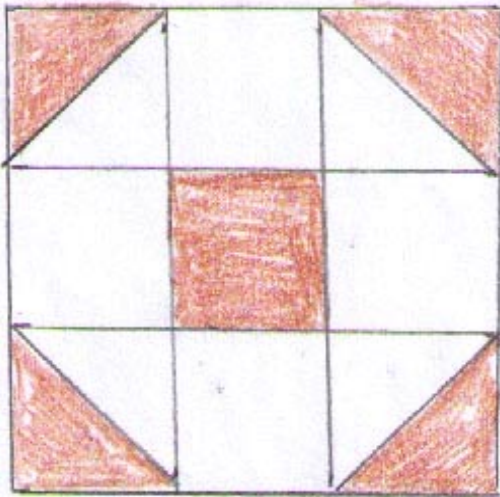


**QGB BLOCK OF THE MONTH**

**AMERICAN HISTORY SAMPLER**

**April 6, 1909 - Rear Admiral Richard Edwin Peary reaches the North Pole**

April 2007 Block - Snowball



**SIZE FINISHED:** 12 inch block (12 ½ inches square with seam allowances)

**SEAM ALLOWANCE:** 1/4 inch seams

**FABRIC COLORS:**

Medium - Solid  
or Small Print



White - Solid or  
Small Print



**To Rotary Cut Pieces:**

From Medium cut: Two(2) 4 7/8 inch squares, One(1) 4 ½ inch square



From White cut: Two(2) 4 7/8 inch squares, four(4) 4 ½ inch squares

**Piecing Instructions:**

**Step 1:** Draw a diagonal line on the back of each White 4 7/8 inch square. Place each White 4 7/8 inch square on top of a Medium 4 7/8 inch square, right sides together

**Step 2:** Stitch 1/4 inch on either side of the diagonal line.

**Step 3:** Cut along the diagonal line and press the seam to the Medium fabric. Make four (4) half square triangle units.



**Step 4:** Arrange the half square triangles and the 4 ½ inch squares to form rows as shown in the diagram above

**Step 5:** Press, trim to 12 ½ inch square.