

The Brooklyn Bee

BROOKLYN QUILTERS GUILD MONTHLY NEWSLETTER

June 2022

Volume 29
Issue 10

ABC FRENZY

page 5

MY FIRST QUILT

page 6

ROUND ROBIN

page 8

SEW KNOW

page 11

Dear Fellow Quilters,


As Alice Braziller said to me at our May meeting, "Ask and you shall receive." She was so right! I was nervous about chairing the meeting on my own. I should have known that there was no need to be, since so many people came to my aid. And all I had to do was ask. What a wonderful quilting community we are!

Now I want to say thank you. To Andrew Hansen and Joy West for helping me manage the technology for our hybrid meeting; to Alice Braziller for overseeing Show and Tell; to Margaret Walsh for lugging tons of quilting delights to each meeting for our small raffle; to Robin Engelman who flawlessly coordinated our pizza party; to Madi Appell for bringing a table to hold the pizza; to Leona Shapiro and Alice Braziller for serving the pizza and cleaning up afterwards; to Susannah Laskaris and Pat Decker for sitting in traffic for hours, but who still managed to come to the Frenzy and clear out the ever growing scrap table mountain; and to Marci Brenner for designing the gorgeous raffle quilt to benefit Ukraine, cutting up pieces for 48 sunflower blocks and placing each one in a separate baggie with labels (not to mention finishing the center medallion!). And every one of you who made it to the meeting, despite the awful traffic problems created by the Half-Marathon.

But my biggest thank you goes to Jenn Arzberger, our ABC Frenzy Coordinator. I hadn't been to a Frenzy in several years. I was astonished by the number of sandwiched tops and backs with batting that she prepared. She came with countless bins filled with tops and fabric and several large boxes with rolls of batting, pins, scissors, cutting boards and ironing mats. I don't know how she fit all that in her car or where she stores it in her home. She is truly our ABC Angel.

Gratefully yours,

Micki



2021-2022 Brooklyn Quilters Guild

OFFICERS Presidents



Margaret Marcy Emerson
917-374-7718
margaret.marcy@gmail.com



Micki Segel
917-596-6055
mickisegel@gmail.com

Vice Presidents




Barbara Danzi
949-697-1721
barbaradanzi@gmail.com



Michael Sengstack
347-291-5084
mgsengstack@msn.com

Secretary



Alice Braziller
917-557-0112
alicebraziller@gmail.com

Treasurer



Leona Shapiro
917-478-3835
BQG.treasurer@gmail.com

Membership Chairs



Serena Boyle
516-322-5108
ladyspitz15@gmail.com



Barbara Christ
718-208-3758
membership@quiltbrooklyn.org
barbchristny@gmail.com

COMMITTEE CHAIRS Community Quilt Coordinator Debbie Safian

347-677-4672
safiandeb@gmail.com

Easy as ABC/Kid's Quilts Jennifer Arzberger

917-685-6712
jennarzberger@optimum.net

Comfort Quilts

Dori Dietz
718-853-2153
doridietz1@gmail.com

Leona Shapiro

917-478-3835
leshap48@hotmail.com

Hole in the Wall

Carol Lieberman
917-439-9549
clieber@verizon.net

Veterans' Quilts

Carol Sullivan
917-495-6315
sulliquilts@aol.com

Labor of Love Quilts

Diane Pryor-Holland
laboroflovequiltproject@gmail.com

Pillowcases

Annette Wallace
917-647-0770
wallace.netty123@gmail.com

Block of the Month

Joy West
347-845-0016
jjhwest4@gmail.com

Robin Engelman

917-689-0402
raengelman@gmail.com

Lenni Abel Quilt Fund

Madi Appell
718-434-0647
NYCfash@aol.com

Heritage Retreats

Carol Lieberman
917-439-9549
clieber@verizon.net

Robin Engelman

917-689-0402
raengelman@gmail.com

Cross Roads Retreats

Martha Musgrove
718-745-6759
marf86@hotmail.com

Susan Aronoff

917-9573884
susan.aronoff@gmail.com

Vendors

Carol Lieberman
917-439-9549
clieber@verizon.net

Hospitality

Nancy Russell
845-413-8018.
nrussell11218@gmail.com

BEE BLASTS

Andrew Hansen
Andrew.ve.hansen@gmail.com
guild@quiltbrooklyn.org

WEBSITE

Mary Hawley
718-398-3234
mhawley.brooklyn@gmail.com

Margaret Marcy Emerson

917-374-7718
margaret.marcy@gmail.com

Something to share? The deadline for submissions for the September 2022 issue of *The Brooklyn Bee* is 9 a.m., **Monday, August 8, 2022**. Please email to: nabrooks@aol.com.



The Brooklyn Bee

EDITORS

Susan Aronoff
Debbie Breckenridge
Martha McDonald

BEAT REPORTERS MEET THE QUILTER

Margaret Pross

SEW KNOW

Marcie Brenner

TIPS N' TOOLS

Alice Braziller

COPY EDITOR

Lyn Hill

Our Social Media Links

Facebook BOM Group

<https://tinyurl.com/ycxzf8fs>

Facebook Member-Only Group

<https://tinyurl.com/ycbwzom9>

Monthly Show and Tell

<https://tinyurl.com/y6xv5wyd>

Instagram

@Brooklyn_Quilters_Guild

YouTube

https://www.youtube.com/watch?v=8Qfeous_-lc

The Brooklyn Quilters Guild

P. O. Box 150198
Van Brunt Station
Brooklyn, NY 11215-0198

Guild Meetings

NEXT MEETING: June 18, 2022, 11 a.m.

Hybrid meeting: In-person at the Holy Name of Jesus Church and on Zoom.

The church is located at 245 Prospect Park West (enter at Shepherd's Hall in the back, off the parking lot).

A mask and proof of vaccination required for all in-person attendees.

ZOOM MEETING LINK: <https://tinyurl.com/y3ekc9ug>

SUNDAY BEES: Join us on the second and fourth Sundays of the month, 1 – 4 p.m. Zoom link Information will be emailed on Sunday morning and can always be accessed on the EVENTS page in the Member section of our website.

Guild News & Notes

2023 Quilt Show


We have confirmed the dates with Industry City and are planning to have our 2023 show on Saturday, April 29, and Sunday, April 30. Set-up will take place on Friday, April 28, 2023. We haven't had an in-person show in five years and 2023 is the Guild's 30th anniversary, so this should be quite a celebration. Please feel free to visit Industry City. You cannot enter the venue, but you can see Building 5 and the nearby courtyard, restaurants and shops.

Thanks very much to Carol Lieberman and Robin Engelman for changing the dates of the April, 2023 retreat to avoid a scheduling conflict with the show

We will have two raffle quilts, a wonky modern quilt directed by Barbara Danzi, and a traditional blue and yellow quilt directed by Marcie Brenner. Please make squares for these quilts. The instructions for the wonky cross squares are on the website.

Marcie has precut the pieces for the 12 1/2-inch sunflower squares and she needs 48 of them. Instructions can be found in her Sew Know column in this issue of the **Bee**. Proceeds from this quilt will go to aid Ukraine. We hope to put the quilts together this summer so they will be ready by October when we will take photos for publicity. If you want to make one of these blocks, please reach out to Marcie at sewbeary@aol.com, to pick up a packet,

Every member will be entitled to have at least one quilt in the show. There might be room for that; we will know more later. So now it's time to make or finish those show quilts! We will also be organizing volunteers soon, so think about what you would like to do. There are lots of different opportunities..



New BOM Chairperson

Many, many thanks to Robin Engelman and Joy West for the wonderful fruits and vegetable blocks that they created throughout this year. They are now retiring and a new chairperson, Eleanor Lutz, will be taking over BOM for the 2023-2024 year. She will be focusing on neighborhood scenes and promises they will be easy to make.

June Show and Tell to Feature New Members

Everyone who considers themselves a new member is invited to show and tell at the June meeting. We welcome all members and look forward to seeing your work.

Summer Picnic

Save the date — Sunday, June 26 at 11 a.m. — for our third annual summer picnic. It will be at the Carousel Lawn North, 452 Flatbush Ave. Brooklyn, NY 11225. Bring a lawn chair or blanket to sit on, a hand sewing project, and your lunch. Pack your own lunch and come join your quilting friends in Prospect Park

New Bee Editor

Many thanks to Nathasha Brooks-Harris who is taking over as editor of the **Bee**, replacing Debbie Breckenridge and Martha McDonald. Susan Aronoff will continue as the art director. In other news, Lyn Hill is retiring as the copy editor, so if you would like to work with the **Bee** team as a copy editor, please contact Nathasha at nabrooks@aol.com.

Thank you, thank you to Martha, Debbie and Lyn!

Community Quilts

4 It was a smaller group than usual, thanks to the traffic caused by the Brooklyn Half Marathon, but our members, led by ABC chair Jenn Arzberger, finished quite a few quilts at the ABC Frenzy after the May meeting. (See page 5)

In other news, Carol Sullivan has 12 quilts for veterans that are ready to be distributed in time for July 4th. She will collect any additional ones during the June meeting. Thanks to everyone who made a quilt to donate.

Guild members at the April retreat dropped off 17 quilts for the Hole in the Wall after giving 63 quilts in October. They are always looking for more baby to twin size quilts. Make sure they are pet- and cosmetic-free.

Quilts 4 Cops will host its fifth Annual Quilting Bee on October 17, at One Police Plaza. An official detailed flyer will be distributed. The NYPD Line of Duty deaths for this year are 34 and 34 quilts are ready for distribution. Twenty of these are from the Brooklyn Quilters Guild. Thank you for your hard work and beautiful quilts for the families of our post 9/11 NYPD Officers.

— Debbie Safian

Guild Calendar

See the **Bee Blasts** for more information on these events.

June 2022

June 12, 1 – 4 p.m. — Sunday sewing bee on Zoom

June 18, 11 a.m. — Guild meeting, hybrid/Zoom. Proof of vaccination and masks are required to attend the in-person meeting. Show and Tell will feature work of the new Guild members.


June 26, 1 – 4 p.m. — Third Annual Guild Picnic. Prospect Park, Carousel Lawn North, 452 Flatbush Ave. Join your quilting friends in Prospect Park. Bring a lawn chair or blanket to sit on, a hand sewing project if you like, and your lunch.

Time to Renew Your Guild Membership

BECOMING A MEMBER OF OUR GUILD PROVIDES opportunities to meet fellow quilters, make friends, get inspired, share your work, and so much more. Go to our website, www.quiltbrooklyn.org, to download the membership form or you can get it at the September meeting.

Member benefits include opportunities to:

- Attend 10 monthly meetings each year (September to June). The meetings feature Show and Tell sessions, a monthly raffle, Block of the Month challenges, and a vendor table. Some meetings include workshops or trunk shows.
- Participate in twice-monthly Sunday Sewing Bees.
- Show your work at Guild meeting Show and Tell sessions.
- Take part in our Guild-sponsored workshops, classes and special events.
- Participate in Block of the Month challenges, with detailed instructions each month, and a chance to win the month's blocks.
- Join in our many Guild-sponsored charitable quilting projects.
- Receive 10 issues of our monthly newsletter, **The Brooklyn Bee** (September to June) providing Guild news, notices of shows and exhibitions, and other articles of interest to quilters.
- Receive weekly **Bee Blasts** with timely information about quilting events and news.
- Participate in quilt retreats.
- Show your quilts in Guild-sponsored quilt shows.
- Take advantage of our Grab and Go: free fabric, book and notions table.
- Take advantage of discounts at many local quilt shops.





The Unfrenetic ABC Frenzy

BY MICKI SEGEL

When it was discovered that no one besides Jenn Arzberger brought a sewing machine or ironing board to the Frenzy, two Guild heroes (Margaret Walsh and Marie Towle) quietly went home to return with their machines. The ironing boards seemed to appear like magic.

More than a dozen quilters, sated by pizza and cookies, calmly organized themselves into stations to begin the work of layering, pinning, unpinning, trimming, inside outting, sewing, and tying quilts on Saturday, May 21st. One new member, laying out a quilt that she was working on, asked if we could gather like this more often.

Lovely music was added to the mix by Joy West. The mood was tranquil. The makers were congenial and efficient. Over 40 baby quilts were completed with even more layered and pinned. Some who couldn't stay, took quilts home to tie.

It was a lovely afternoon. The time was well spent for a very good cause. Another example of the wonder of our quilting community.



My First Quilt

BY SERENA BOYLE

6

I fell in love with sewing while watching my grandmother sew an array of fabrics into beautiful clothing. I was mesmerized by her sewing skills and her confidence to create anything on her Singer sewing machine. I learned to sew at age seven. My passion for sewing has meant finding time to explore the wonderful world of creativity with fabrics, and has now evolved to focus on quilting.


I was browsing the Brooklyn Public Library website on May 1, 2018 and found my quilting group at the Gerritsen Beach Library Branch. I was blessed to have the late Sarah Vinson as my teacher. She taught me the basic skills of quilting: to read your pattern throughly, measure accurately twice, cut once, sew a straight quarter inch seam and press your seams. This allowed me to become a skilled quilter. I was fascinated by the simple shapes of squares, triangles and rectangles which become blocks that create beautiful quilts. Quilting forms a community of people who weave together the emotions that bind us together. Quilting draws people from all different walks of life together to exchange and express themselves through their artwork.

Quilting brings me peace and tranquillity. It's an art that takes fabrics and scraps and transforms them into beautiful coverings of love and comfort. Clothing that was worn to protect and cover your body gains a new life after you have outgrown it.

My first quilt, called the Dancing Pinwheels, was made for my 81-year-old mother Cora Boyles,. It was made with love and attention.

The ladies from the Gerritsen Beach Library Branch shared leftover fabric scraps from their past quilting projects with me.

Always special thanks to Sarah and Larry Vinson for the wonderful quilting teachings, along with the delicious lunches, for me and the ladies of the Gerritsen Beach Library Branch!



Make Blocks for the Wonky Raffle Quilt

We are excited to be making a wonky cross quilt to raffle at our 2023 quilt show, and we want every member to make one or more blocks and bring them to our June meeting.

Use solid fabric (not tone on tone prints or grunge; we want pure even solids!).

Don't use white or light creams because they stand out a lot. Black is OK.

Use two colors per block — one for the horizontal and vertical lines of the cross, and another color for all the corners. Choose any two colors for each block. They can have a lot of contrast (one dark fabric, one light fabric) or just a little bit of contrast.

Blocks sizes can be from approximately 5 inches to approximately 10 inches. No need to trim them up. We will trim them when we sew them together.



If you want to watch a short video about how to make a wonky cross here is a video on YouTube: https://youtu.be/qdlcEy0cU_U

If you can't come to the June meeting in person you can mail the blocks to Barbara Danzi. The address is in the membership directory.

We collected over 100 blocks at the May meeting. Thank you to everyone who made some. We still need 200-300 more blocks to make a queen-size quilt.

If you would like to volunteer to do block trimming and sewing blocks together over the summer, please email barbaradanzi@gmail.com.

~ Raffle Quilt Committee Chairs
Barbara Danzi and Leona Shapiro



Round Robin Exchange

Our Round Robin Exchange is going well. Round 3 has been completed. All of the projects have been distributed for Round 4. See examples below blocks of the third round completed.

8



Round 3: Christine Janove; Round 2: Debbie Breckenridge; Round 1: Lyn Hill; Center Block: Phyllis Siegel



Round 3: Chris Petersen; Round 2: Doris Douglas; Round 1: Robin Engleman; Center Block: Mara Lurie



Round 3: Mara Lurie; Round 2: Phyllis Siegel; Round 1: Christine Augenbraun; Center Block: Richie Doran



Round 3: Madi Appel; Round 2: Leona Shapiro; Round 1: Mara Lurie; Center Block: Maureen O'Neill

SEW SMART
Tips N' Tools

Last month I wrote about Margaret Walsh's favorite pair of happy scissors, so this month I want to tell you about mine. They are the 3 1/2-inch gold plated Stork scissors made by the Claus company. I got them as a gift five years ago, and they remain as sharp as the day I got them. I often use them instead of seam rippers.

And I love the graceful way they look and feel in my hand. They are dainty, but hard working and make sharp, clean cuts of my thread which make it a lot easier to thread needles with small eyes when doing appliqué or fine embroidery.

This particular brand costs \$17.99 <https://www.claussco.com/catalogsearch/result/?q=stork+>, but you can get Stork scissors for as little as \$6.99 if you google Stork scissors. I wish I could remember who gave these to me, so I could thank them again. These are definitely heirloom scissors that can be passed down.

Why the stork design? Here's a little history according to the folks at the Caterpillar Crosstitch Store in the UK:


"The first ever stork scissors were created in the 19th century and used by midwives. However, it transpires that they weren't actually scissors and more clamps

(an essential part of a midwife's kit) to stop the blood flow in a new born baby's umbilical cord after birth.

But, why storks? According to **Live Science**, storks "migrate in the late summer, and return in the spring. Their arrival often coincided with a spike in the birth rate nine months after the summer solstice. Storks also built their nests on rooftops; hence the story of storks flying high between heaven and earth then dropping a new baby down a chimney! In Ancient Greece, storks were seen as a symbol of good luck."

Whatever your happy pair of scissors is, I hope you get to use them a lot in the months ahead. Happy summer sewing, dear friends.

My best,
 Alice Braziller



Midwife Stork Clamps



Claus Stork Scissors



Easy Piecing

New Aboriginal Fabrics, Sashiko & Boro Supplies, Japanese, Silk & Shweshwe Fabric, Embroidery Kits

www.easypiecing.com
 open by appointment only

easypiecing@gmail.com

NOW CARRYING DOLL CLOTHING SUPPLIES



SEW BEARY SPECIAL
 718-951-3973
 1025 EAST 28 STREET
 BROOKLYN, NY 11210
sewbeary@aol.com

A SHOPPE FOR QUILTERS

"Where I'm always happy to show you how to do it easier, faster and more fun way."
 Cotton Fabrics, Books, Rotary Tools & Templates
 Digital Longarm Quilting Services
 Sewing & Quilting Classes Available

Guild Discount Honored
 Open by Appointment

Marcie Brenner, Owner
 Master Certified Sewing Educator

2022 RETREATS

Cross Roads in New Jersey

10

Cross Roads is a camp and retreat facility located in Port Murray, NJ, one and a half hours from Brooklyn. Information about Cross Roads can be found on the website, www.crossroadsretreat.com.

We have secured the following upcoming retreat date for **2022 at Cross Roads**: October 23–28.

For more information, contact:
Martha Musgrove (marf86@hotmail.com) or
Susan Aronoff (susan.aronoff@gmail.com).

More detailed information on the retreats can be found on the Guild's website at <https://www.quiltbrooklyn.org/retreats>.

Heritage in Connecticut

The Heritage Hotel is a Spa and Conference Center in Southbury, CT, about one hour and 45 minutes from Brooklyn. For more information, go to: <https://www.heritagesouthbury.com>

2022 Heritage retreats

Tentative July/October:


Friday – Sunday, July 29–31 (extra day Thursday 7/28)

Friday – Sunday, October 28–30 (extra day Thursday, October 27)

If interested, please contact Carol Lieberman, 917-439-9549, or email: clieber@verizon.net.

Events of Note

African/American: Making the Nation's Table. Through Juneteenth, June 19, 2022. The Africa Center, 1280 Fifth Ave., New York, NY 10029. The centerpiece of the exhibit is a 406-block Legacy Quilt that measures 14 feet tall and almost 30 feet wide. It was sewn by members of Harlem Needle Arts including Guild member Sylvia Hernandez. The Legacy Quilt represents stories of African American contributions to our nation's cuisine. The exhibit is presented in conjunction with MOFAD, Museum of Food and Drink. Admission is \$15, \$10 for seniors. For more information: <https://tinyurl.com/53u3cwup>



BLOCK OF THE MONTH





The winner of the Block of the Month for May, the watermelon, was Wilda Smith. Congratulations to Wilda! The June BOM is a bunch of carrots.

Sew Know: SUNFLOWER BLOCK FOR UKRAINE RAFFLE QUILT, 12 ½-INCH UNFINISHED


BY MARCIE BRENNER, MCSE



Prepare all 2-inch squares in pencil, drawing a diagonal line from corner to corner. Follow photo for correct placement. The BLUE and BRIGHT YELLOW squares (8 each) placed on the GREEN are angle sensitive, 4 to the right 4 to the left. Stitch a scant seam from line to match rectangle edges when pressed into place. Trim ¼-inch from stitching. Place LIGHT YELLOW squares on BROWN square, stitch, press and trim as above.



¼ SQUARES: 1 BLUE, 1 LT. YELLOW, 2 BRIGHT YELLOW. Follow photo for placement, stitch ¼-inch scant seam into 2 sections, press in opposite direction. Stitch ¼-inch scant seam 2 sections into square, press. Stitch RECTANGULAR pieces to sides of ¼ SQUARE as in photo below



LAYOUT BLOCK: Follow photo to arrange pieces for block. Stitch ¼-inch scant seam into rows, press each rows seams in opposite directions to nest. Match row seams exactly, pin, stitch into block, ¼-inch scant seams.





Please check website for current in-store shopping hours



GOTHAM QUILTS

Fabric, batting, patterns, tools, BOM programs

Longarm quilting services

BERNINA and bernette sewing machine sales & service

Order online for shipping or pickup

gothamquilts.com



Gotham Quilts
40 W 37th St
New York, NY 10018
212-220-3958
gothamquilts.com



LOVE IS IN THE MAKING




Materials, Classes and Machines for the Inspired Maker

Store Hours : Mon - Fri 12 - 7, Sat 12 - 6, Sun 12 - 5

128 Union Street, Brooklyn, New York 11231 • www.brooklyngeneral.com





- Full Service Quilt Shop
- 4,500 Bolts of Fabric
- Quilting Cotton, Batiks, Apparel Fabrics
- Pre-cuts, Kits, Patterns, Notions
- Longarm Quilting
- Embroidery On Site
- Bernina Classroom and Machines
- Handi Quilter Sales / Service
- **New Fabric Arrives Weekly!**

Cotton Candy Fabrics

457 Federal Road | Brookfield, CT | (203) 885-0792
Open 24/7 at cottoncandyfabrics.com

Retreats

Classroom
available
for rent

Hours

M 9-5, T 9-5,
W 9-5, Th 9-7,
F 9-5, S 9-5,
Sun 10-4

**Order by
3pm for
Same Day
Shipping**