

The Brooklyn Bee

BROOKLYN QUILTERS GUILD MONTHLY NEWSLETTER

January 2023

Volume 30
Issue 5

DREAMS AND GOALS FOR 2023

page 4

MEET THE QUILTER

page 6

2023 GUILD SHOW UPDATE

page 8

BORO WORKSHOP SUPPLY LIST

page 10

For the New Year I am hopeful for peace—both on a personal level and around the world.

Happy New Year!

Welcome to 2023. I love the calendar's turn into January, the activities of the holidays are behind us. No more house guests, decorating, cookie making, gifting, parties, expectations... The quiet of the winter days provides a welcome time for pause and reflection—an opportunity to consider what is important, and how we will spend our time.

And January is the ideal time for quilting—perfect for staying cozy and warm. Let's turn our focus to our upcoming quilt show and get our quilts ready! Start (or finish) your **Going Green** challenge quilt. This is a wonderful opportunity to try something new. The limited size requirement provides a perfect place to explore and experiment with a new technique, idea or style. I know when our challenge quilts hang side by side in the show, it will be an incredible display of who we are as a guild.

I look forward to Susan Sato's boro workshop, in person after the January general meeting. Please bring your supplies (supply list on page 10) and be ready to sew together.

Sending all my wishes for a warm, healthy, and creative new year.

Margaret Marcy Emerson
Co-President

I'd like to share more of my stash with my fellow quilters, so what I have becomes more manageable.

Then, straighten up my sewing space, so I can really enjoy going in there to sew.

AND sew more!!!

2022-2023 Brooklyn Quilters Guild

OFFICERS Presidents



Margaret Marcy Emerson
917-374-7718
margaret.marcy@gmail.com



Micki Segel
917-596-6055
mickisegel@gmail.com

Vice Presidents



Barbara Danzi
949-697-1721
barbaradanzi@gmail.com



Michael Sengstack
347-291-5084
mgsengstack@msn.com

Secretary



Alice Braziller
917-557-0112
alicebraziller@gmail.com

Treasurer



Leona Shapiro
917-478-3835
BQG.treasurer@gmail.com

Membership Chairs



Serena Boyle
516-322-5108
ladyspitz15@gmail.com



Barbara Christ
718-208-3758
membership@quiltbrooklyn.org
barbchristny@gmail.com

COMMITTEE CHAIRS Community Quilt Coordinator Debbie Safian

347-677-4672
safiandeb@gmail.com

Easy as ABC/Kid's Quilts

Jennifer Arzberger
917-685-6712
jennarzberger@optimum.net

Comfort Quilts

Dori Dietz
718-853-2153
doridietz1@gmail.com

Leona Shapiro

917-478-3835
leshap48@hotmail.com

Hole in the Wall

Carol Lieberman
917-439-9549
clieber@verizon.net

Veterans' Quilts

Carol Sullivan
917-495-6315
sulliquilts@aol.com

Labor of Love Quilts

Diane Pryor-Holland
laboroflovequiltproject@gmail.com

Pillowcases

Annette Wallace
917-647-0770
wallace.netty123@gmail.com

Block of the Month

Eleanor Lutz
tabletopwhale@gmail.com

Melissa Fitzpatrick
melissafitzpatrick@me.com

Lenni Abel Quilt Fund

Madi Appell
718-434-0647
NYCfash@aol.com

Small Raffle

Margaret Walsh
917-891-5473
mmwalsh125@yahoo.com

Heritage Retreats

Carol Lieberman
917-439-9549
clieber@verizon.net

Robin Engelman
917-689-0402
raengelman@gmail.com

Cross Roads Retreats

Martha Musgrove
718-745-6759
marf86@hotmail.com

Susan Aronoff
917-957-3884
susan.aronoff@gmail.com

Vendors

Carol Lieberman
917-439-9549
clieber@verizon.net

Hospitality

Nancy Russell
845-413-8018.
nrussell11218@gmail.com

Social Media Coordinator

Poppy O'Neill
718-490-3478 cell
poppy.oneill@gmail.com


Bee Blasts

Andrew Hansen
Andrew.ve.hansen@gmail.com
guild@quiltbrooklyn.org

Website

Mary Hawley
718-398-3234
mhawley.brooklyn@gmail.com

Margaret Marcy Emerson
917-374-7718
margaret.marcy@gmail.com



The Brooklyn Bee

EDITOR

Susan Aronoff

BEAT REPORTERS

MEET THE QUILTER

Margaret Pross

SEW KNOW

Marcie Brenner

TIPS N' TOOLS

Alice Braziller

PROOF READERS

Andrew Hansen

Mary Hawley

Martha McDonald

Our Social Media Links

Facebook BOM Group

<https://tinyurl.com/ycxzf8fs>

Facebook Member-Only Group

<https://tinyurl.com/ycbwzom9>

Monthly Show and Tell

<https://tinyurl.com/y6xv5wyd>

Instagram

@Brooklyn_Quilters_Guild

YouTube

https://www.youtube.com/watch?v=8Qfeous_lc

Something to share? The deadline for submissions for the February 2023 issue of *The Brooklyn Bee* is 9 a.m., **Monday, January 23, 2023**. Please email to: susan.aronoff@gmail.com.

Guild Meetings

NEXT MEETING: January 21, 2022, 11 a.m.

Hybrid meeting: In-person at the Holy Name of Jesus Church and on Zoom.

The church is located at 245 Prospect Park West (enter at Shepherd's Hall in the back, off the parking lot).

A mask and proof of vaccination required for all in-person attendees.

ZOOM MEETING LINK: <https://tinyurl.com/y3ekc9ug>

SUNDAY BEES: Join us on the second and fourth Sundays of the month, 1 – 4 p.m. Zoom link Information will be emailed on Sunday morning and can always be accessed on the EVENTS page in the Member section of our website.

Guild News & Notes

Membership Report

Membership in The Brooklyn Quilters Guild for calendar year ending 2022 is 187. The newest members Katie O'Brien and Gail C. Pixley joined at the December meeting. Please welcome them in January.

Community Quilts

In November, 5 **Comfort Quilts** were given to two families that were victims of fire. About 4 quilt tops were collected at the November Guild meeting.

Annette Wallace delivered 51 pillowcases to the New York City **Ronald McDonald House** on December 2 and she has 40 kits to distribute.

Quilts-4-Cops: 9 quilts were received at the November meeting. Sadly, the number of deaths of NYPD officers was up to 40 post 9/11 casualties at that time. Diane will receive a final count by February. She thanks everyone who has donated quilts for our fallen officers' families. "The quilts are loved by everyone who receives them." The date of the next Quilting Bee will be announced in March.

Raffle Tickets

Raffle tickets for both show raffles (see page 9) will be available at the Guild meetings beginning on January 21. Look for them by the membership table. If you want your raffle tickets mailed to you, please email Katie Mahoney at kamahoney001@gmail.com.

NOW CARRYING DOLL CLOTHING SUPPLIES



SEW BEARY SPECIAL
718-951-3973
1025 EAST 28 STREET
BROOKLYN, NY 11210
sewbeary@aol.com

A SHOPPE FOR QUILTERS

"Where I'm always happy to show you how to do it easier, faster and more fun way."
Cotton Fabrics, Books, Rotary Tools & Templates
Digital Longarm Quilting Services
Sewing & Quilting Classes Available
Guild Discount Honored
Open by Appointment

Marcie Brenner, Owner
Master Certified Sewing Educator

Guild Calendar

See the **Bee Blasts** for more information on these events.

January 2023

January 8, 1 – 4 p.m. — Sunday sewing bee on Zoom

January 21, 11 a.m. — Guild meeting, hybrid/Zoom. Proof of vaccination and masks are required to attend the in-person meeting.

Boro Workshop with Susan Sato

January 22, 1 – 4 p.m. — Sunday sewing bee on Zoom

February 2023

February 12, 1 – 4 p.m. — Sunday sewing bee on Zoom

February 18, 11 a.m. — Guild meeting, hybrid/Zoom. Proof of vaccination and masks are required to attend the in-person meeting.

For the 2023 Guild show

- deadline to register your quilt(s) for the show.

Link to Show Quilts registration form:

<https://forms.gle/Hrkk1Zkj9Uhwo6qv6>

For members who are not comfortable using the on-line registration form, please print and submit the form on page 14.

- Photos for show quilts are due.
- If you plan to submit a President's Challenge quilt check that box on the registration form.

February 26, 1 – 4 p.m. — Sunday sewing bee on Zoom

March 2023

March 18, 11 a.m. — Guild meeting, hybrid/Zoom. Proof of vaccination and masks are required to attend the in-person meeting

For the 2023 Guild show

- photos of all the President's Challenge quilts are due.

2022 QUILTING DREAMS, WISHES AND GOALS FOR 2023

How is it that we all feel like we are the only ones who (select all that apply ;-)): have difficulty finishing projects; organizing our spaces; have too much fabric (and other stuff).

My hope is to finish all those unfinished quilts
Poppy H. O'Neill.

Finish at least some UFOs

Roses's quilt
Josh and Dawn
Julie & Jody

To finally organize my scrap bucket!

Eleanor M.

My hope is to finish the 12 blocks of the women of the Bible – and to make a purple quilt for my friend's daughter, plus continue to make quilts for the Church Mission.

Sylvia Munroe

As with each new year, I am determined to reduce my stash and create useful quilts. I hope to curb my enthusiasm for new fabrics.

Pat Decker

Chris Augenbraun

My wish for 2023 is to move out quilt tops that languish in my closet to Joyce for LAQ.

Cheer me on!

I have a fervent hope that I will manage to finish quilts in progress.

Susan Aronoff

To finish all my things for the show!

Martha Musgrove

I hope to clean up and better organize my sewing area.

Lillie

Organize (re-organize) sewing studio & finish or give away UFOs!

Finish Bajun's Quilt
Finish Kawandi Sampler
Start/Finish Wall Hanging

2023 Quilt Goals

Finish the UFOs (same as 2022!)

Kate Haller

2023 Quilting Dreams

I'm hoping to ACTUALLY finish something! I'm almost done completing my "Butterfly" block quilt for my daughter. I have 3 baby cousins/nephews I'm making quilts for. I have a quilt in mind for my oldest son. I'd like to start designing a wall hanging based on the technique I learned from Ruth Devos' book Pieced.

Joy West

I hope to get to longarm the bin full of my own quilt tops this coming year.

Joyce Austin

And then there were those of us who expressed dreams, goals and desires to explore or learn something new. Some of us spread our wishes to the world at large. And others shared stitching quotations.

I hope to get a large house with my own sewing room and a longarm.

Submit a President's Challenge Quilt for the show.
Kara Reilly

5

Make more charitable quilts

I hope to be healthy and strong so I can keep quilting.
Georgia Lale

Goal for 2023
Become proficient at using my new computer/sewing machine.
Then go to town!

Sew a Needle pulling Thread.

"Quilting is my happy place and keeps me sane."
Diane P. Holland

My wish is for World Peace and the end of COVID 19.

I want to do Sashiko in 2023!
Lois Strasberg

I hope to gain confidence in quilting large pieces, both by hand and machine!

Sophie Cramer

My wish is that the April 2023 Quilt Show will be hugely successful.

To make it to a meeting on time!

Quilt More
Sort Fabric

Goals for 2023
Quilt the "Bird" quilt for my sister, make a scrap lap quilt for my nephew, and make my shroud, a quilt made from family linens.

Mary Hawley

Quilt Hopes for 2023
Master quarter square triangle (without pulling out my hair).
Complete Sewcialities 2 sew along.
Farrah

My quilting hope is to participate in this year's quilt fence show. I've been working on free motion quilting and want to include this craft/skill in my quilt.

Thank you!

B.B

I hope to learn to view my quilting imperfections as a celebration of my humanness.

Georgiana Lombardi

"Stitching is a form of therapy."

Thadine Wormley

Baby quilts for my 8 great nieces and nephews.

Michele Daly

Meet the Quilter: Kara Reilly

6

I've been a member of the Brooklyn Quilters Guild since September 2022. I found the BQG while looking around online for a community of quilters to join. My dad bought me my first sewing machine from a tag sale when I was in middle school. My mom's coworker gave me quilt lessons at that time, but I was disenchanted by all the techniques she wanted me to learn before I could start (i.e. evenly spaced hand stitching...). I've sewed different things from bathing suits to chapbooks to cross stitch, but my passion for quilting picked up about 2 years ago and I have enough ideas and plans to last a long, long time. Right now I'm experimenting and practicing! I love traditional blocks such as Log Cabin, Sawtooth, etc., and I really love trying to put a funky spin on them. I like optical illusions, anything wonky, and very bright colors such as acid lime. Quilting has been a part of a larger recovery journey for me. Last year I made a quilt for myself and it's very special to me for that reason. Besides quilting, you can find me at school! I am currently an assistant principal at a middle school in Brooklyn.

I absolutely love the scrap table at the Guild Meeting and the Show & Tell!

Thank you for being so welcoming!



Kaffe Fassett Trunk Show at Sew Right

by Margaret Pross

Recently I had the pleasure of attending a Free Spirit Glorious Fabrics Trunk Show at Sew Right Sewing Machines in Bayside, NY. Marissa Simon, a representative of Free Spirit Fabrics, gave a presentation on fabric designer Kaffe Fassett (my favorite designer!). Highlighted was the recent collection of fabrics he designed to celebrate his 85th birthday. Marissa discussed meeting Fassett and driving him around when he visited the U.S. She also spoke about his design process and that of the others in his collaborative.

In addition to Fassett's birthday collection, Marissa brought a selection of beautiful quilts and introduced limited edition Bernina sewing machines, featuring Fassett's signature designs. Sew Right and Free Spirit held a raffle — I won a Kaffe Fassett book *Quilts in Wales*. This latest book is as exceptionally beautiful as his previous publications. Sew Right's manager, Steve Gruber, was gracious enough to provide us with coupons and gave me permission to take pictures around the store. Sew Right now carries Kaffe Fassett fabrics and is expecting more in February.

Enjoy my photos of the Fassett quilts and fabrics. Sew Right is also offering classes on how to make the beautiful quilted jackets, pictured. I was told if one could make a pillow case, they could make these jackets. I have made pillow cases, but quilted jackets? That remains to be seen! ❖


7



Kaffe Fassett quilts



Quilted jackets at Sew Right



Guild Show January News

8

Now that we have our venue finalized, we can move ahead with other plans such as raffles, postcards, publicity, vendors, etc. For more information on the venue, BKLOFT26, go to bkloft26.com. The 2023 show marks our 30-year-anniversary as a Guild. It is scheduled for Saturday and Sunday, April 29–30, with set-up on Friday, April 28.

Please note: You must register your show quilt by the February meeting on February 18. The quilt does not need to be finished, but you will need to submit a photo of the top and indicate the size. The link to the registration form can be found on Page 3.

The registration form will also include a box to check if you are planning to submit a President's Challenge quilt. The actual President's Challenge quilt is not due until the March meeting.

We will have the raffle tickets for the two quilts at the January meeting. Each member will be given a batch of tickets to sell. The Sunflower quilt by Marcie Brenner and the Wonky quilt organized by Barbara Danzi will both be raffled at the show. Proceeds from the Sunflower quilt will go to UNICEF for Ukraine while proceeds from the Wonky quilt will help support the Guild.

In other news, we will start having more show meetings in the near future. Coming soon, a zoom meeting to discuss publicity and signage. Watch the Bee Blast for more information.

We are starting to research parking near the venue on 26th St. in Brooklyn. If you have any ideas or know of an available lot near the venue, please contact Andrew Hansen at Andrew.ve.hansen@gmail.com or Martha McDonald at texasgcd@hotmail.com.

Micki Segel has begun organizing volunteers for the show. There are many different places you can volunteer: admissions, silent auction, tote-bag raffle, white glove, etc. Each person with a quilt in the show should plan to work for five hours. To volunteer and for more information, contact Micki at mickisegel@gmail.com.

Meanwhile, and most importantly, keep working on those beautiful quilts and on the President's Challenge quilts.

~ Martha McDonald

SHOW BOOK

Do you know anyone or any business that might be interested in advertising in our 2023 show book? If so, please contact Martha McDonald at texasgcd@hotmail.com or Andrew Hansen at andrew.ve.hansen@gmail.com.



www.easypiecing.com
open by appointment only

New Aboriginal
Fabrics, Sashiko
& Boro Supplies,
Japanese, Silk &
Shweshwe Fabric,
Embroidery Kits


easypiecing@gmail.com

CORRECTION:

Kate Haller, who is heading up the silent auction, has decided that the proceeds will go to Ruth's Refuge, an organization that donates home furnishings and essentials to refugees in New York.

GUILD SHOW RAFFLE TICKETS AND PRIZES

Raffle tickets for both show raffles (Three-Prize Raffle and Sunflower Quilt Raffle) will be available at the Guild meetings beginning on January 21. Look for them by the membership table. If you want your raffle tickets mailed to you, please email Katie Mahoney at kamahoney001@gmail.com.



First Prize: Wonky Quilt.



Second Prize: Brother ScanNCut cutting machine.



Third Prize: Basket filled with notions donated by Guild members.



Ukrainian raffle quilt label

JANUARY PROGRAMMING:


10

Boro Workshop with Susan Sato

Boro Workshop students will learn how to layer old and new fabrics on to a background to create an organic Boro base and use Sashiko stitches to anchor it all together. Scrap fabrics work best, even fabric with holes! Nothing is wasted. This workshop is for all in-person attendees. It will all be done by hand, no sewing machines needed. It's easy, no rules, and you can use all of those scraps!

Susan also has pincushion kits available on her website for purchase for the perfect Boro starter project. You can select one through the link below. Please order early to have for the class.

<https://www.easypiecing.com/gallery.html?gallery=BORO&sortNumber=2&skipno=0#2>



Workshop Supply List

I suggest working small to begin with. You can purchase a Boro pincushion kit from me for \$10. Fabric and thread is included in the kit but you will still need to bring Sashiko needles, safety pins, thimble and basic sewing supplies.

OR... bring the following:

Base fabric: This will be the fabric you will be adding layers onto. Muslin or a solid will work. Bear in mind that you won't be seeing this bottom layer when the piece is completed.

Decide what you want to make. For a pillow (12 x 12 or 14 x 14 inches) add one inch around all sides and cut one piece. The same goes for a table runner. Not sure what you want to make? Bring enough fabric for both.

Scrap fabric: bring all your Asian theme fabrics—old, new, used, cotton, silk—anything that you like. If you don't have any Asian fabric, then bring what scraps you have. I will be helping you edit your Boro elements before you start stitching

Thread: Sashiko (thin or thick). You will be sewing through at least 2–3 layers of fabric so your thread shouldn't be too thick. Bring all the any colors or bring the basics (white, cream, blue, etc). Any combination works.

Needles: Sashiko. These work best because they are very long and the shank is the same size along the whole needle to help it glide through the fabric.

Safety pins

Basic sewing supplies

Thimble

No hoop is required.

Additional Sashiko thread, needles and fabric may be purchased during class.

Events of Note

Friend of the Artist, 15th A.I.R. Biennial, curated by Eriola Pira. **January 7 through February 5**. A.I.R. Gallery, 155 Plymouth St., Brooklyn, NY 11201. The works in Friend of the Artist offer intimate glimpses of individual friendships, as well as considerations of collaboration, community, and solidarity in artmaking and life. The work of Guild member Georgia Lale, is included in this show (See image below). For more information: <https://www.airgallery.org/exhibitions/friend-of-the-artist>

The Social Fabric Textile Art Exhibit. October 17, 2022 – January 22, 2023. Arts Westchester Gallery, 31 Mamaroneck, Ave., White Plains, NY. Artists, including guild member Sylvia Hernandez, address themes such as climate, equity and justice. For more information: <https://artswestchester.org/the-social-fabric/>.

Uncovering Black History: Quilts from the Collection of Carolyn Mazloomi, International Quilt Museum, October 21, 2022 – March 25, 2023. 1523 N. 33rd St. Lincoln, NE. Tuesday – Saturday, 10 a.m. – 4 p.m.; For more information: info@internationalquiltmuseum.org; or <https://www.internationalquiltmuseum.org/exhibitions/now-showing>

Art Quilt Elements. Online Exhibition of the **March – April, 2022** show can be viewed here: <http://www.artquilelements.org/>. Guild members Susan Byrnes, Barb Danzi and Shari Werner have work in online show.

Quilts=Art=Quilts 2022, October 29, 2022 – January 8, 2023. Schweinfurth Art Center, 205 Genesee Street, Auburn, NY. Juried show featuring 64 artists based on overall quality of design, visual impact, and originality of the pieces. Four Sundays during the exhibit, quilt artists give a lecture about their work and bring their pieces. The talks are at 2 p.m. and free with admission. Videos of the talks will be posted on our website. Wednesday through Saturday, 10 a.m. – 5 p.m.; Sunday, 1 – 5 p.m.. Schweinfurth Admission \$10. For more information: <https://schweinfurthartcenter.org/quiltsartquilts-2022/>.

QuiltCon Atlanta 2023, February 23–26, 2023. Atlanta Convention Center at AmericasMart, 240 Peachtree Street NW, Atlanta, GA. Lectures at QuiltCon will be held in the adjoining Westin Peachtree Atlanta hotel at 210 Peachtree Street. Featured speaker: Chawne Kimber. Quiltcon Host hotel: Westin Peachtree Downtown Atlanta, 210 Peachtree St NW, Atlanta, GA 30303. For more information: <https://quiltcon.com/>



Georgia Lale and her hospital gown quilt at the opening of 15th A.I.R. Biennial, Friend of the Artist.

BLOCK OF THE MONTH



The December Block of the Month featured Hearts. The winner this month was Robin Engleman. Congratulations Robin!

2022 RETREATS

Cross Roads in New Jersey

Cross Roads is a camp and retreat facility located in Port Murray, NJ, one and a half hours from Brooklyn. Information about Cross Roads can be found on the website, www.crossroadsretreat.com.

2023 Cross Roads retreats

Sunday–Friday March 5–10, 2023.

Sunday–Friday June 4–9, 2023

All mid-week retreats are for 5 nights and 14 meals.

Want to come? Interested? Or questions?

Martha Musgrove (marf86@hotmail.com) or

Susan Aronoff (susan.aronoff@gmail.com).

More detailed information on the retreats
can be found on the Guild's website at

<https://www.quiltbrooklyn.org/retreats>.

Heritage in Connecticut

The Heritage Hotel is a Spa and Conference Center in Southbury, CT, about one hour and 45 minutes from Brooklyn. For more information, go to:

<https://www.heritagesouthbury.com>

2023 Heritage retreats

Monday–Friday April 17–21, 2023.

July 24–28, 2023

October 23–27, 2023

Please see the Guild website for pricing options.

If interested, please contact Carol Lieberman, 917-439-9549, or email: clieber@verizon.net.

Weekend Retreat!

Dear fellow Brooklyn quilters,

We have an opportunity for a quilt retreat that fills a weekend, but doesn't impinge on days otherwise. Designed for, and perfect for, those who have a job that requires a Monday through Friday presence elsewhere — such as at work. It's also a good fit for someone who wants a 2-night, 3-day retreat.

The dates are Friday June 9 through Sunday June 11. And the place is Cross Roads Retreat Center, in Port Murray, New Jersey. We've been going there a few years and it's been wonderful. You will like it too.

The total cost is \$190 in a shared room — that's you and one roommate; or \$230 in a private room. That covers 2 nights' lodging (Fri and Sat) and 5 meals (Sat. B,L,D) and Sun. B,L). For the flexibility of quilters traveling after a day of work, the retreat will not include dinner Friday night. (Here in the country, dinner is served at 5:30 p.m.) For early arrivers, get-your-own-dinner is available in nearby Califon. Our retreat center also includes a well-equipped kitchenette.

Cross Roads, our hosts, require that we fill this retreat two months in advance. And we need to have 15 people to secure these dates. Therefore, registration deadline is April 14 for this June weekend retreat.

How to register for Cross Roads retreats: Send a deposit of \$125 to Martha Musgrove, and you will be registered in order of payment. That is not an additional fee; it will be deducted from the total cost. The balance due is payable at the retreat. Deposit is refundable up to two weeks before the retreat. How to pay: mail a check payable to Martha to her at 637 90th Street, Brooklyn, NY 11228; or, pay her via the interbank payment offering Zelle. For Zelle, identify her by email address (marf86@hotmail.com) rather than phone number. Martha acknowledges all payments when received by emailing you; so you will know that your payment has been received and has not gone astray in the mail or cyberspace; and you are registered.

What else? Questions? And FYI, we do have 5-night retreats scheduled in March and for June (see above). For details, just write me and ask.

~Martha Musgrove

FAMILY & FRIENDS

January 2023 Block of the Month • BROOKLYN QUILTERS GUILD

By Eleanor Lutz



Fabrics & Cutting

Faces (skin tone fabrics suggested)

A: 2x Squares, **3.25x3.25 in.**

Tops (two contrasting fabrics suggested)

B: 2x Arms (1 per fabric), **5.75x1.5 in.**

C: 2x Tops (1 per fabric), **3.25x3.25 in.**

Bottoms


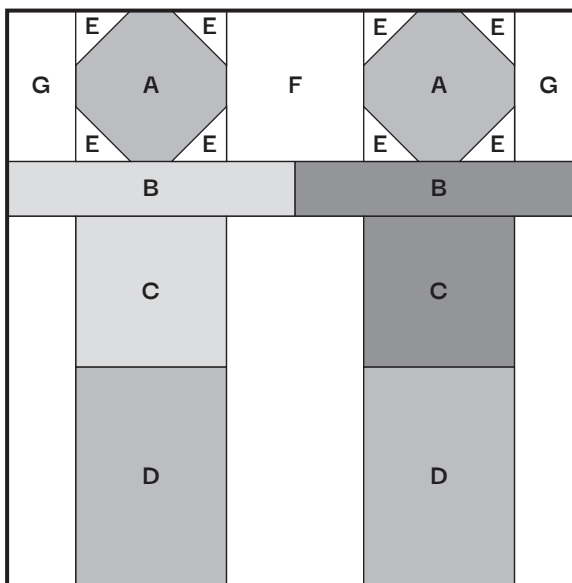
D: 2x Bottoms, **3.25x4.5 in.**

Background (light fabric suggested)

E: 4x Small squares, **1.5x1.5 in.**

F: 1x Large strip, **3x10.5 in.**

G: 2x Small strips, **1.75x10.5 in.**



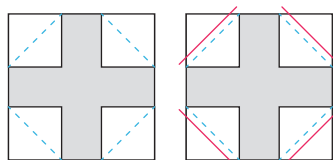
Instructions

All seam allowances are $\frac{1}{4}$ in. Finished block is 11x11 in.

1: Draw one diagonal line on the back of each background square (E) in washable marker or chalk.



2: Sew four small background squares (E) onto each face, following the diagonal line you drew earlier.



1. Sew
2. Cut $\frac{1}{4}$ in. away from seam

3. Sew one of the tops (C) to each of the bottoms (D).


4. Sew the two arms (B) together into a long, thin strip.



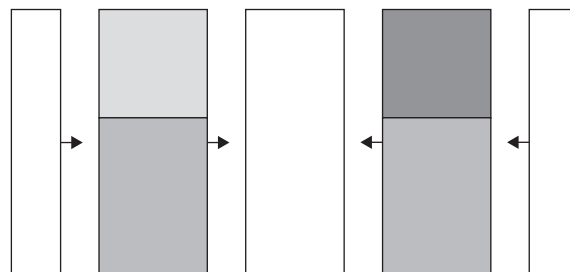
5: Stack the two background strips (F&G) onto each other and cut them 3.25 in. from the edge.



6. Sew the shorter background strips to the faces.



7. Sew the longer background strips to the bodies.



8. Sew the heads to the arms, and then to the bodies.

The finished block should be 11 inches square, including seam allowance.

Even a quilted neighborhood isn't complete without friends and family. This month, have fun crafting two fabric friends (model them after real people if you like!).

Bring your block to our next guild meeting to enter the lottery and win that month's collection of blocks! If you can't come to the meeting, you can enter by sharing your block on our B.O.M. Facebook by 10a.m. the morning of the Guild Meeting. Each completed block gives you a chance to win, whether you are present at the meeting or not. Blocks will be collected from those attending the meeting in person. Everyone else will privately mail their blocks to the winner.

 [facebook.com/groups/838028493370905](https://www.facebook.com/groups/838028493370905)

Brooklyn Quilts! 2023 Quilt Show Registration Form

Deadline: Saturday, February 18, 2023

Quilt show dates: April 29 & 30, 2023

Read these instructions:

1. All quilts must include a hanging sleeve (hanging sleeve instructions can be found on the Guild website under Members > Helpful Links).
2. Quilt label must be attached to the back of your quilt with your name and name of the quilt
3. Deliver each individual quilt in its own pillowcase labeled with your name and phone number.
4. A photo of the completed quilt top must be sent to Andrew Hansen by February 18. Send to andrew.ve.hansen@gmail.com or text to (646) 623-3063.
5. After first entry, quilts will be accepted on a first-come-first-serve basis and as space permits. For multiple entries, please indicate priority number below. (This does not include the Presidents' Challenge quilts.)
6. You must be a Guild member to enter a quilt into the show. **All entrants must volunteer a minimum of 5 hours for the show.**
7. **Please check here if you are entering a Presidents' Challenge quilt:**

Please complete this form on or before Saturday, February 18 (our February Guild meeting)

Finished Quilts Due: Friday, April 28

Delivery locations and details to come

Questions? Contact Martha McDonald at texasgcd@hotmail.com or Andrew Hansen at andrew.ve.hansen@gmail.com

Name: _____

Email: _____




Phone: _____

Social media handle (ex: [@brooklyn_quilters_guild](#)) and/or website:

Quilt title: _____

Quilt priority: _____ of _____ quilts entered

Exact dimensions: _____ inches long \updownarrow by _____ inches wide \leftrightarrow

Quilt hangs: vertically  \updownarrow horizontally  \leftrightarrow square 

Date quilt was completed (month & year): _____

Techniques & materials used: _____

Quilted by (if different than the artist submitting their work): _____

Artist's statement (3 sentences max):

Is your quilt for sale? If so, for how much: \$ _____

May we include your name and a photo of your quilt in any exhibit materials including social media, the show book, and any possible publicity materials?: