

The Brooklyn Bee

BROOKLYN QUILTERS GUILD MONTHLY NEWSLETTER

March 2023

Volume 30
Issue 7

P. O. Box 150198
Van Brunt Station
Brooklyn, NY 11215-
0198

ABC FRENZY

page 4

2023 GUILD SHOW UPDATE

page 6

NATHASA'S HAND-MADE DOLLS

page 8

PROGRAMMING

page 10

Dear Guild Family,

It was so wonderful to gather together and sew at the ABC Frenzy last month. We completed 41 quilts, with another dozen nearly done. Close your eyes and imagine these quilts held tight in the arms of the hospitalized children, bringing color, charm, and comfort. Huge thanks to the amazing ABC team that made this happen and all of you who stayed to help. We can add a Zoom component next time for those joining from afar. As always, finished ABC quilts will continue to be collected at every guild meeting.

Nathasha Brooks-Harris's amazing hand-made doll trunk show went far beyond anything I was expecting. If you missed it, the Zoom recording is available (See page 8 for the link). Nathasha has generously offered to lead us in a workshop based on her funky, square-headed, sashiko-stitched creature! Stay tuned!

Our March meeting will include a trunk show by member Debbie Breckenridge. Debbie is a long-time member who is a funny, generous, no-nonsense quilter who has made over 300 quilts. She will share 15 of them with us. It will be a treat for everyone.

Finally and importantly, our Guild Board elections are upon us. Please consider taking a role in guiding our beloved organization for the next two years. The open board seats include: secretary, membership co-chair, both vice presidents, and both co-presidents. Thorough descriptions are forthcoming. On a personal note, when I first considered the role of co-president, nothing in me felt comfortable taking the role on. Yet it has been a gift and honor to get to know and work alongside so many supportive, inspiring, and generous members.

Warmly,

Margaret Marcy Emerson
Co-President

2022-2023 Brooklyn Quilters Guild

OFFICERS

Presidents



Margaret Marcy Emerson
917-374-7718
margaret.marcy@gmail.com



Micki Segel
917-596-6055
mickisegel@gmail.com

Vice Presidents



Barbara Danzi
949-697-1721
barbaradanzi@gmail.com



Michael Sengstack
347-291-5084
mgsengstack@msn.com

Secretary



Alice Braziller
917-557-0112
alicebraziller@gmail.com

Treasurer



Leona Shapiro
917-478-3835
BQG.treasurer@gmail.com

Membership Chairs



Serena Boyle
516-322-5108
ladyspitz15@gmail.com



Barbara Christ
718-208-3758
membership@quiltbrooklyn.org
barbchristny@gmail.com

COMMITTEE CHAIRS

Community Quilt Coordinator

Debbie Safian

347-677-4672
safiandeb@gmail.com

Easy as ABC/Kid's Quilts

Jennifer Arzberger
917-685-6712
jennarzberger@optimum.net

Comfort Quilts

Dori Dietz
718-853-2153
doridietz1@gmail.com

Leona Shapiro

917-478-3835
leshap48@hotmail.com

Hole in the Wall

Carol Lieberman
917-439-9549
clieber@verizon.net

Veterans' Quilts

Carol Sullivan
917-495-6315
sullquilts@aol.com

Labor of Love Quilts

Diane Pryor-Holland
laboroflovequiltproject@gmail.com

Pillowcases

Annette Wallace
917-647-0770
wallace.netty123@gmail.com

Block of the Month

Eleanor Lutz
tabletopwhale@gmail.com

Melissa Fitzpatrick
melissafitzpatrick@me.com

Lenni Abel Quilt Fund

Madi Appell
718-434-0647
NYCfash@aol.com

Small Raffle

Margaret Walsh
917-891-5473
mmwalsh125@yahoo.com

Heritage Retreats

Carol Lieberman
917-439-9549
clieber@verizon.net

Robin Engelman
917-689-0402
raengelman@gmail.com

Cross Roads Retreats

Martha Musgrove
718-745-6759
marf86@hotmail.com

Susan Aronoff
917-957-3884
susan.aronoff@gmail.com

Vendors

Carol Lieberman
917-439-9549
clieber@verizon.net

Hospitality

Nancy Russell
845-413-8018.
nrussell11218@gmail.com

Social Media Coordinator

Poppy O'Neill
718-490-3478 cell
poppy.oneill@gmail.com


Bee Blasts

Andrew Hansen
Andrew.ve.hansen@gmail.com
guild@quiltbrooklyn.org

Website

Mary Hawley
718-398-3234
mhawley.brooklyn@gmail.com

Margaret Marcy Emerson
917-374-7718
margaret.marcy@gmail.com



The Brooklyn Bee

EDITOR

Susan Aronoff

BEAT REPORTERS

MEET THE QUILTER

Margaret Pross

SEW KNOW

Marcie Brenner

TIPS N' TOOLS

Alice Braziller

PROOF READERS

Andrew Hansen

Mary Hawley

Martha McDonald

Our Social Media Links

Facebook BOM Group

<https://tinyurl.com/ycxzf8fs>

Facebook Member-Only Group

<https://tinyurl.com/ycbwzom9>

Monthly Show and Tell

<https://tinyurl.com/y6xv5wyd>

Instagram

@Brooklyn_Quilters_Guild

YouTube

https://www.youtube.com/watch?v=8Qfeous_-lc

Something to share? The deadline for submissions for the April 2023 issue of *The Brooklyn Bee* is 9 a.m., **Monday, March 20, 2023.** Please email to: susan.aronoff@gmail.com.

Guild Meetings

NEXT MEETING: March 18, 2023, 11 a.m.

Hybrid meeting: In-person at the Holy Name of Jesus Church and on Zoom.

The church is located at 245 Prospect Park West (enter at Shepherd's Hall in the back, off the parking lot).

A mask and proof of vaccination required for all in-person attendees.

ZOOM MEETING LINK: <https://tinyurl.com/y3ekc9ug>

SUNDAY BEES: Join us on the second and fourth Sundays of the month, 1 – 4 p.m. Zoom link information will be emailed on Sunday morning and can always be accessed on the EVENTS page in the Member section of our website.

Guild News & Notes

Community Quilts

Quilts for Cops received 5 quilts in January. Diane is very thankful for the donations, but sadly, 50 NYPD officers passed away in 2022 from various post-9/11 cancers. She has 18 quilts from past donations and is working on as many as she can, but will need additional support with this endeavor. Diane will share information at our March meeting regarding the Annual Quilting Bee which will take place in October 2023.

Comfort Quilts: Four tops and 1 quilt were collected at the January meeting. Leona also received 2 quilts that had been machine quilted and 3 completed baby quilts.

Pillowcases: At the January meeting, Annette collected 35 finished kits and 12 donated pillowcases. There are now 93 finished pillowcases to be delivered. "Thanks to all for your hard work donating pillowcases and completing kits!" It's much appreciated!. Annette brought over 50 kits to distribute at the February meeting and has recently ordered a ton of beautiful, playful prints to make more. Please return the bags the kits come in so that she can reuse them for packaging.

Soldier Quilts: Carol Sullivan has 5 quilts that are ready for distribution in March and thanks those who contributed them.

ABC Quilts: In January, 24 quilts were delivered to Maureen McCormack. See page 4 for Frenzy pics and news.

Guild Calendar

See the **Bee Blasts** for more information on these events.

March 2023

March 18, 11 a.m. — Guild meeting, hybrid/Zoom. Masks are required to attend the in-person meeting. Trunk show and presentation by Debbie Breckenridge.

For the 2023 Guild show

- Deadline to register Presidents' Challenge Quilts.

Send photo to Andrew Hansen at:

Andrew.ve.hansen@gmail.com

- Last chance to sign up to volunteer at our show

How to make a **quilt sleeve demo** after the meeting.

Hawaiian applique class participants will meet after the Guild meeting.

March 26, 1 – 4 p.m. — Sunday sewing bee on Zoom

April 2023

April 9, 1 – 4 p.m. — Sunday sewing bee on Zoom

April 15, 11 a.m. — Guild meeting, hybrid/Zoom. Masks are required to attend the in-person meeting.

April 23, 1 – 4 p.m. — Sunday sewing bee on Zoom

May 2023

May 20, 11 a.m. — Guild meeting, **Zoom** only!

Membership Report

Please welcome Gaura Coupal, Anne Dette, Karen Haynes, Laurie McFadden and Laura Mock, the newest members of the Brooklyn Quilters Guild. We currently have 199 members.



Frenzy

4

BY SUSANNAH LASKARIS



Over 20 volunteers attended our ABC Frenzy bringing equipment and much of the supplies needed for the day. Guild members delivered or completed forty-one quilts (for delivery to Maureen McCormack). Several additional quilts needing to be tied will be delivered to Jenn at the March meeting.

A special thank you goes out to Jenn Arzberger and the entire ABC team. Jenn's station plan provided Frenzy leaders and participants with a useful template for the 2023 and future Frenzies.

In our continuing effort to distribute materials so that Jenn's basement, car trunk and Susannah's porch can be restored to their original purposes, we used up (or sent packing with members eager to use the material for ABC quilts) five storage bins of top and backing fabric. ABC committee volunteers distributed most or all of the existing batting. Joyce Austin is storing one roll of batting — plans for its dispersal are underway. Remaining backing fabric was placed in the FabScrap bags.

Debbie Breckenridge generously donated 10 Fresh Direct bags, which did the magic trick of helping members walk off with excess ABC backing that will no longer be stored month to month. So, with the promise of using it and/or substituting other fabric, members will continue to provide ABC quilts to hospitalized babies. ❖



ABC Committee member Georgiana Lombardi laying out batting for a completed quilt top.

Continued on next page

Jenn's plan in action:

Step 6

Right: Olive and Lois tying quilt sandwiches.



Steps 1 & 3

Above: Dori Dietz and Leona Shapiro cutting batting for a completed quilt top.

Right: Tom Urcioli sewing the border around the quilt sandwich in preparation for tying.




Margaret Marcy sewing a border on quilt.



Steps 3 & 6

Left: Margaret Walsh sewing the border around the quilt sandwich in preparation for tying.

Right: Carol Sullivan tying the quilt.



See February Bee for Jenn's steps 1-6 for creating an ABC quilt at a Frenzy.

Guild Show Update

It's only a couple of months until our 2023 Quilt Show on Saturday and Sunday, April 29-30, at BKLOFT26 at 163 26th St. Set-up will be Friday, April 28. This is our 30th year as a guild so we are ready to celebrate. Here are some important facts and dates to keep in mind.

Register your Going Green President's Challenge quilt: The deadline to register these 36x36-inch quilts is the day of the March meeting, **March 18**. Register at <https://forms.gle/AnJ36MjcZrqEatb76>, and send a photo to Andrew Hansen at Andrew.ve.hansen@gmail.com.

Meanwhile, the deadline to register your other quilts was February 18. If you have any questions about that, contact Andrew Hansen at Andrew.ve.hansen@gmail.com.

Every quilt should have a label and a sleeve. If you are not sure how to make a sleeve, check out the Helpful Links page of the Guild's website and there will be a **demonstration on making sleeves** at the March meeting.

Volunteer at the show: Everyone who shows a quilt is required to volunteer at least 5 1/2 hours. See Micki Segel's volunteer update on **page 7**. There are many options, such as tote bag raffles, silent auction, admissions, white glove, set up, take down, etc. It's a lot of fun and members who volunteer get free admission to the show. Micki's email is: mickisegel@gmail.com. The link to the volunteer form is <https://forms.gle/Nk9dzVsJQ9xnkYSq8>.

Workshops/Demonstrations: Madi Appell and Susan Aronoff have organized a series of workshops for the show. See **pages 7 and 13** for more information.

Raffle tickets: Keep selling those raffle tickets. Katie Mahoney will have them at the March meeting. This year we have two raffle quilts, a wonky quilt and a Sunflower quilt. Proceeds from the sale of tickets for the Sunflower quilt will go to UNICEF for Ukrainian children. Raffle tickets are \$1 per ticket or \$5 for a book of six tickets. For more information about raffle tickets, contact Katie at kamahoney001@gmail.com.

Admission tickets: You can purchase admission tickets at the March meeting, so you can sell them to friends and family. Admission is \$10 advance/ \$12 at the door, so they save \$2 if they buy in advance from a Guild member.

Admission tickets are also available at **EventBrite**. <https://tinyurl.com/5b6czmxf>.

Sell ads for the **Show Book**. A form letter with all of the information is available online and in the Bee, see page 15. Add your own personal note and send it to friends and merchants who might be interested. The deadline for submitting ads is April 1. We have already sold the **back page**, but all others are available. For more information on the show book, contact Lyn Hill at lyn395@gmail.com or Martha McDonald at texasmcd@hotmail.com.

Deliver your quilt(s) on Wednesday and Thursday, **April 26-27**, to Merrie Handfinger at 522 Rugby Rd., Brooklyn, 11226, from 10 a.m. – 5 p.m. If you cannot come at those times, call her at 917-923-2271 to arrange a time. Merrie will give you a receipt which you will need in order to pick up your quilt at the end of the show.

You can also deliver your quilt to Merrie at the **April** meeting. She will be in the parking lot so she can put them right into her car. She will give you a receipt.

Your finished quilt should be folded up and delivered to Merrie Handfinger in a pillowcase, with your name and phone number and the name of the quilt on it. Use an old pillowcase that you no longer need. Your quilt will be returned in the same pillowcase after the show.

Pick up your quilt: You will be given a receipt for your quilt when you drop it off at Merrie's before the show. Hold on to this because you will have to show it to pick up your quilt after the show. Quilts will be available on Sunday, April 30, after the show closes. ❖

Continued from previous page

Show Dates

Saturday, March 18 — Guild meeting and last day to register your green quilt for the President’s Challenge.

Saturday, April 15 — Guild meeting and you can drop off your show quilts to Merrie Handfinger in the parking lot.

Wednesday, Thursday, April 26–27 — Drop off show quilts at Merrie Handfinger’s home, 522 Rugby Rd., Brooklyn, 11226, between the hours of 10 a.m. and 5 p.m. Call her at 917-923-2271 to arrange a time if you cannot come on those days.

Friday, April 28 — Show set-up at BKLOFT26, 163 26th St., Brooklyn.

Saturday, Sunday, April 29–30 — QUILT SHOW, 10:00 a.m.–6:00 p.m. Saturday; 10 a.m.–4 p.m. Sunday. Come and enjoy the show!

Sylvia Hernandez To Speak at Show

We are very honored to have Sylvia Hernandez as our featured speaker at the Quilt Show. She will speak at 2 p.m. on Sunday. See **page 13** for Sylvia's bio.

Workshops at the Show

This year Madi Appell and Susan Aronoff are taking a different approach to our show workshops. As in the past our presenters will share a skill or technique that relates to quilting or sewing but with a focus on mending, repair and reuse. Several of the projects in the workshops can be completed with used, repurposed or scrap fabric, others will best be completed with new fabric. As always, some workshops will cover stand-alone technique while others can be incorporated into our quilting practice.

We hope that both members and visitors to the show enjoy demos and hands-on workshops. See **page 13** for workshop schedule and presenters.

Volunteering at Brooklyn Quilts!

Many, many thanks to all of you who have completed your volunteer sign up form for our April show. If you are wondering why you haven’t heard from me, please be patient. Everyone will receive his/her/their volunteer assignment at the April meeting. I am waiting to receive everyone’s sign up form before I finalize the assignments. To date I have happily been able to comply with everyone’s assignment requests, but the later you fill out your form — the harder this will become. So, I am asking you all to please fill out your form as soon as possible and to click off as many duties and times as possible. Here is the link: <https://docs.google.com/forms/d/e/1FAIpQLSefO7PWDkE-gVGRd8NCXGAE1LZbtriFe8TSGGH2mmUkf7ylmQ/viewform>

I promise you that it is very easy to fill out this form. It does not take any special skills. Please write in any special requests/needs/ideas etc. on the last line. EVERYONE who has a quilt in the show must fill out a volunteer sign up form for their quilt to be in the show.

Right now, I have very specific slots available.

There will probably be some new jobs that emerge as we continue to plan the show and discover new needs. I will need people to assist me with the signing in of volunteers at the show.

I want to especially thank those of you have volunteered for Set-Up/Hanging. Please know that this job includes setting up the poles and drapes as well as climbing on ladders to hang quilts. If you are not able to climb a ladder, please don’t volunteer for Set-Up/Hanging. In the past members have invited family members and friends to help hang the show. Please let me know if you are bringing outside volunteers AND if you have a ladder that can be used for Hanging. (We cannot hang quilts without ladders.) If you have already filled out your form, just send me an email with this information. I’ll need the names of your guest volunteers. If your guest volunteers for 5 hours, they will receive free admission to the show.

Lastly, we have a few members who have volunteered who are not putting a quilt in the show. Thank you, thank you. You know who you are.

If you have any questions, please shoot me an email (mickisegel@gmail.com), or give me a call at (917-596-6055).

Micki Segel, Volunteer Coordinator

February Programming:

Nathasha Brooks-Harris' Dolls

8



Last month Guild members were treated to a presentation and trunk show of Nathasha Brooks-Harris' dolls entitled *Making a Way out of No Way: Dolls and the Black Experience*.

Left: Nathasha speaking of her Ancestor doll that she created from an Anne Hesse pattern



Close-up of Ancestor doll



Topsy-Turvy doll, a throwback to slavery

See below for the link and password to the Zoom recording of our February Guild meeting.

<https://us06web.zoom.us/rec/share/k8irtE9PxOa-ITJDQAcceQmV-b02AcqjwweRr2cU91diQchpfa8lQxa-2B-a4fqa.GEIRCq94C4Eoc3Bg>

Passcode: S&S8L6Ft



Top left:
An original doll from one of Helen Layfield's classes featuring geometric shapes, denim and other embroidered fabrics



Top Right:
Hot Lady, made during a Kat Bunker class, while going through extreme hot flashes.



Ancestor Doll from an Anne Hesse pattern, fabric from the Indian Territory in Oklahoma, in tribute to Nathasha's Cherokee paternal grandmother



Plus Size Swimmer, from an Elinor Peace Bailey pattern

Programming: March – May

The programming committee wanted to share some exciting upcoming events available to members.

10

Saturday, **March 18th**, during the regular meeting we will have a special trunk show and presentation from fellow member Debbie Breckenridge.

Saturday, **April 15th**, Member Diane Pryor-Holland will be presenting a trunk show for all members.

Sunday, **May 21st** Tara Faughnan will present a Zoom lecture on **Creating Color Palettes** at 1:00PM during our Sunday Bee.

Sunday, **May 28th, 11:00 a.m. – 4:00 p.m.** Put everything you learned during the lecture with Tara Faughnan into practice during Tara's Double Wedding Ring workshop supported by the Lenni Abel fund. This workshop will be just \$20 and is limited to 20 attendees. Because we expect a lot of interest in this workshop, we will be implementing a lottery system to award spots.

Please use the link below to sign up for the lottery between now and 11:59 p.m. on **March 25th**. We will randomly draw names on Sunday, March 26th and send an email to our winners on Monday, March 27th. You will have until that Thursday, March 30th, to officially register. If you do not, then we will draw an additional name to participate. Please feel free to reach out to programming chairs Michael Sengstack at mgsengstack@msn.com or Barbara Danzi at barbaradanzi@gmail.com.

Please click on the link below to complete this form.

<https://form.jotform.com/230694408459162>


Tara started quilting in 2001 which led to a career in textile design. For many years she worked in-house for Michael Miller Fabrics, Pottery Barn Kids, and Riley Blake creating beautiful textile designs for the quilting and home goods market. She uses simple geometry and complex color interaction to find the line that exists somewhere between harmony and discord. You can see more of Tara's work at tarafaughnan.com. This lecture is open to all members, but we are limited to 100 for the Zoom room. If you try to join and the room is full you will receive a pop-up message that we are at capacity. Make sure to sign on early. This lecture will not be recorded.



Tara Faughnan



Quilt by Debbie Breckenridge



Tara Faughnan Double Wedding Quilts

Lois at Spoonflower

BY LOIS STRASBERG

This has been a long time coming. I have been wanting to design textiles for years, then Spoonflower appeared, what a brilliant idea for a company, I had no excuse to procrastinate!! I have an affinity for large-scale geometrics and vibrant colors, so I knew my direction, but had to figure out how to do it. I didn't want just grid designs, but freeform elements. Doing a repeat was always a mystery to me, so I did lots of research. I knew I would create in Adobe Illustrator because of the clean lines and shapes and I'm comfortable with the program.

I am a professional designer, first in advertising, then a long stint in publishing. My most enjoyable was working for Disney and Hasbro. I am now retired, but when you love something, you never retire, you use your skills to do things for yourself.

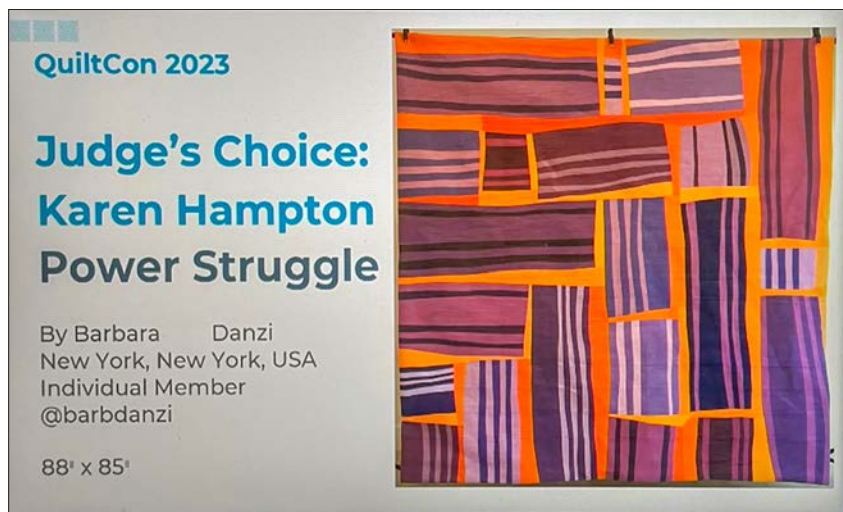
I ordered Spoonflower's Color Map. Computer screens are not an accurate representation of color and the Color Map shows all their colors printed on cotton, along with the RGB formula so what you pick is exactly what you get. I love color. I collect images of inspirational combinations, specifically British designers Tricia Guild and Zandra Rhodes to Anna Piaggi, Italian Vogue Fashion Editor. My most recent color inspo source are product labels in the Caribbean aisle at Stop & Shop!

The first one I uploaded was Mio Geo in a Chinese Red. I was able to check the accuracy of the repeat in Illustrator but I had no idea what the printed textile would look like. I was floored when it arrived. It was real! It was actual fabric! It was everything I hoped it would be! I then designed Impromptu in my fave minty retro green. I did a riff on my Impromptu quilt I had recently finished and am waiting for it to arrive. Bated breath! I am planning to do other colorways of these designs, plus more designs!

I will set up a shop on Spoonflower. If someone buys, I'll be beside myself!



Barbara Danzi at Quiltcon



Barb Danzi's quilt, Power Struggle, was chosen by Karen Hampton as her judge's choice quilt.

2022 RETREATS

Cross Roads in New Jersey

12

Cross Roads is a camp and retreat facility located in Port Murray, NJ, one and a half hours from Brooklyn. Information about Cross Roads can be found on the website, www.crossroadsretreat.com.

2023 Cross Roads retreats

Sunday–Friday June 4–9, 2023

Weedend: Friday–Sunday, June 9–11, 2023

Registration deadline is April 14 for this June weekend retreat

All mid-week retreats are for 5 nights and 14 meals.

Want to come? Interested? Or questions?

Martha Musgrove (marf86@hotmail.com) or

Susan Aronoff (susan.aronoff@gmail.com).

Heritage in Connecticut

The Heritage Hotel is a Spa and Conference Center in Southbury, CT, about one hour and 45 minutes from Brooklyn. For more information, go to:

<https://www.heritagesouthbury.com>

2023 Heritage retreats

Monday-Friday April 17–21, 2023.

July 24–28, 2023


October 23–27, 2023

Please see the Guild website for pricing options.

If interested, please contact Carol Lieberman, 917-439-9549, or email: clieber@verizon.net.

More detailed information on the retreats can be found on the Guild's website at

<https://www.quiltbrooklyn.org/retreats>.



6 a.m. sunrise at Cross Roads taken through a bedroom screen by Nancy Russell



Easy Piecing

www.easypiecing.com
open by appointment only

New Aboriginal
Fabrics, Sashiko
& Boro Supplies,
Japanese, Silk &
Shweshwe Fabric,
Embroidery Kits

easypiecing@gmail.com

NOW CARRYING DOLL CLOTHING SUPPLIES



SEW BEARY SPECIAL
718-951-3973
1025 EAST 28 STREET
BROOKLYN, NY 11210
sewbeary@aol.com
A SHOPPE FOR QUILTERS

“Where I’m always happy to show you how to do it easier, faster and more fun way.”
Cotton Fabrics, Books, Rotary Tools & Templates
Digital Longarm Quilting Services
Sewing & Quilting Classes Available
Guild Discount Honored
Open by Appointment

Marcie Brenner, Owner
Master Certified Sewing Educator

Sylvia Hernandez To Speak at Show

Make plans to see Sylvia Hernandez speak at the show on Sunday afternoon at 2 p.m. She will talk about her quilting journey and her focus on social justice.

Born on the Lower East Side and raised in Williamsburg, Brooklyn, Sylvia Hernandez's love affair with art dates back to high school when she discovered a talent for drawing and painting while attending the High School of Art & Design in NYC.

Today, as a celebrated and self-taught master quilter, she is able to pinpoint how illustration brought her to her current fascination with fabric and sewing machines. Sylvia creates timeless, handcrafted works that address community and human rights issues. She has exhibited locally, nationally and internationally as a part of a number of high-profile art exhibitions.

These include Brooklyn Quilts Shows, Made in New York Quilt Show, the Pennsylvania National Quilt Extravaganza, Journey of Hope in America: Quilts Inspired by President Barack Obama, We Are the Story: A Visual Response to Racism in Minneapolis, Fabric of a Nation: American Quilt Stories in the Fine Arts Museum of Boston, and currently in

the Skirball Cultural Center in Los Angeles, and the James Museum of Western & Wildlife Art in Florida.

Her work has appeared in multiple publications including the New York Times. She is currently the president of the Quilters of Color of NYC and the former co-president of the Brooklyn Quilters Guild. She is also a member of Women of Color Network and is currently a teaching artist at El Puente Academy of Peace and Justice High School. She is the recipient of a two-year grant from Creative Rebuild NYC.

Sylvia has quilts in the private collection of Spike Lee, Dr. Carolyn Mazloomi and the Fine Arts Museum-Boston. She works out of her home studio in Brooklyn NYC, where she currently resides with her husband, Miguel.



Show Workshop Presenters and Schedule

Saturday, April 29		Sunday, April 30	
11:00 a.m.	Mending and embellishing Madi Appell and Susan Aronoff	11:00 a.m.	Paper Piecing Demo Merrie Handfinger
12:00 p.m.	Bead and Fabric Necklace Valerie Turer	12:00 p.m.	Making Yoyos from scraps Linda McNeely
1:00 p.m.	Fabric bowl demo Kirsten Fisher		
2:00 p.m.	English paper pieced patches Farrah Lafontant		
3:00 p.m.	Drawstring bags Robin Engelman		

Events of Note

I See You Falling Out of Love With Me, Solo exhibit by fiber artist Juliet Martin. **February 9 – March 12, 2023**. 440 Gallery, 440 6th Avenue, Brooklyn. For more information: <https://440gallery.com/exhibitions/upcoming>

Quilts From The Information Age Part 1, Group exhibition of contemporary quilts with work by Sarah Gagnon, Sherri Lynn Wood, Grace Rother, Elizabeth Brandt, and Jessica Lewis Stevens. With accompanying essays: *The Quilt on the Couch* by Sarah Gagnon, and *Stitching into Place* by Jessica Lewis Stevens. **February 25 – April 15, 2023**. Zoom conversation with the artists Thursday, **March 23 at 11 a.m.**. Meeting ID: 889 5995 3720. Passcode: 453554. For more information: <https://www.goldmontclair.com/>

Uncovering Black History: Quilts from the Collection of Carolyn Mazloomi, International Quilt Museum, October 21, 2022 – March 25, 2023. 1523 N. 33rd St. Lincoln, NE. Tuesday – Saturday, 10 a.m. – 4 p.m.; For more information: info@internationalquiltmuseum.org; or <https://www.internationalquiltmuseum.org/exhibitions/now-showing>.

The **St. John's Quilters Group's** spring quilt show features several Guild members including Doris Douglas and Arlene Jones. Wednesday, **April 26, 10 a.m. to 2 p.m.** 1251 Prospect Place between Schenectady and Troy.



I See you Falling out of Love With Me
See first listing in column 1

What That Quilt Knows About Me, American Folk Art Museum, **March 16, 2023 – May 28, 2023**. <https://folkartmuseum.org/exhibitions/upcoming/>

Sharing the Quilts XXXIX, Harvest Quilters of Central New Jersey **Saturday, March 25, 2023**; 9 a.m. – 5 p.m. Willow Grove Presbyterian Church, 1961 Raritan Rd., Scotch Plains, NJ. Quilts, vendors, raffles, and more. Featured speaker is Karen Gloeggler, author of *Jane Austin Quilts*. \$8 adults; \$3 children under 12. For more information: <http://www.harvestquilters.com/quiltshow.htm>

Art Quilt Elements, Online Exhibition of the **March – April, 2022** show can be viewed here: <http://www.artquilelements.org/>. Guild members Susan Byrnes, Barb Danzi and Shari Werner have work in online show.

Northern Star Quilters, Saturday, May 6, 10 a.m. – Sunday, May 7, 2023. 10 a.m. – 4 p.m. Purchase College, 735 Anderson Hill Road, Purchase, New York, 10577. Yearly quilt show, the weekend before Mother's Day, displays the many facets of the art and craft of quilting: traditional to modern to improvisational to fiber art along with special exhibits, demonstrations, lectures, a charity raffle, quilts for sale, and vendors selling quilting related items and sewing machines. For more information and pricing: <https://www.northernstarquilters.com/event/world-of-quilts/>



BLOCK OF THE MONTH



The February Block of the Month featured trees. The winner of a small forest was Madi Appell. Congratulations Madi!

Show merchandise is now up on the public portion of our website: <https://www.quiltbrooklyn.org/show-merch>



BROOKLYN QUILTERS GUILD 2023 QUILT SHOW

Dear Merchants, Friends, and Guild Members:

The Brooklyn Quilters Guild is getting ready for our 2023 quilt show Brooklyn Quilts! on April 29 and 30. This year’s show is particularly special because it is our first show in five years. We will be celebrating the Guild’s 30th anniversary with a display of approximately 200 quilts in a 17,000 sq. ft. venue. Even though the show is months away, advance tickets have already been sold through Eventbrite! We are writing to ask if you would consider purchasing an ad in our show book to help us celebrate this event.

Our quilt shows are well attended, so your ads will be viewed and shared with many new and old friends. With your support, we will have a great show book to celebrate our spectacular quilt exhibit. The show book is 5.5 x 8.5 inches and ads are sized and priced as follows:

Outside Back Cover	5.5"(w) x 8.5"(h) Full Bleed, 5"(w) x 8"(h) Non-Bleed	\$200
Full page	4.5"(w) x 7.5"(h) Non-Bleed	\$100
Half page	4.5"(w) x 3.65"(h)	\$75
Quarter page	2.15"(w) x 3.65"(h)	\$50
Business cards	3.5"(w) x 2"(h)	\$25

Business card ad graphics must be in horizontal alignment. The outside back cover can be full color. All inside ads must be black & white.

Send the high-resolution PDF file of your ad or layout instructions to Lois Strasberg (loissima@earthlink.net) by April 1, 2023. Be sure to indicate the size of the ad and the name of your organization.

Payments can be made via PayPal. Log into PayPal > Click Send > Search for Brooklyn Quilters Guild > Enter appropriate dollar amount > Click on “What’s This Payment For?” > Type “Show Book Ad” > Click Continue and finish payment process.

Payments can also be made by check. Make checks payable to Brooklyn Quilters Guild and mail them to: Brooklyn Quilters Guild, P. O. Box 150198, Van Brunt Station, Brooklyn, NY 11215-0198.

Any questions, please contact Martha McDonald (texasmcd@hotmail.com).

Thank you!

FANCY FLAMINGOES

March 2023 Block of the Month • BROOKLYN QUILTERS GUILD

By Eleanor Lutz



Fabrics & Cutting

Beaks and legs (yellow fabric suggested)

A: 2x Beaks, **2.25x2.25 in.**

B: 4x Legs, **1x4 in.**

Birds (two different fabrics suggested)

C: 2x Necks, **2.25x4 in.**

D: 2x Bodies, **5.75x4 in.**


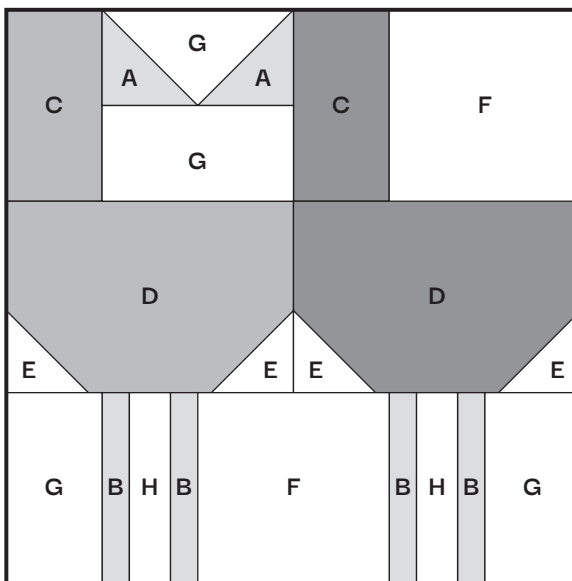
Background (light fabric suggested)

E: 4x Small squares, **2x2 in.**

F: 2x Large squares, **4x4 in.**

G: 4x Rectangles, **2.25x4 in.**

H: 2x Thin strips, **1.25x4 in.**



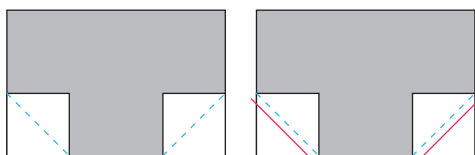
Instructions

All seam allowances are $\frac{1}{4}$ in. Finished block is 11x11 in.

1. Draw one diagonal line on the back of each background square (E) and each beak (A) in washable marker or chalk.

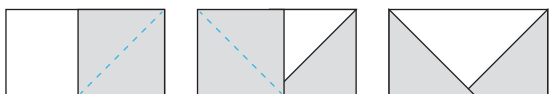


2. Sew two small background squares (E) onto each body, following the diagonal line you drew earlier.



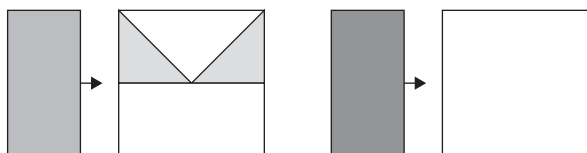
1. Sew
2. Cut $\frac{1}{4}$ in.
away from
seam

3. Sew the beak squares (A) onto a background rectangle (G), following the diagonal lines you drew earlier. Iron flat.



4. Sew the beak section to a background rectangle (G).

5. Iron flat. Combine one neck (C) with the beak section, and one neck (C) with a background large square (F).



6. Sew each bird head onto the same color body section.

7. Sew a leg (B) to the side of each background strip (H).

8. Iron flat. Sew the leg sections together with a large background square (F) and two background rectangles (G).



9. Iron flat. Sew the two bird body sections together. Iron flat, then sew to the leg section.

The finished block should be 11 inches square, including seam allowance.

This block works best with different fabrics for each bird. If you don't have two shades of pink, the birds can be any color at all.

Bring your block to our next guild meeting to enter the lottery and win that month's collection of blocks! If you can't come to the meeting, you can enter by sharing your block on our B.O.M. Facebook by 10a.m. the morning of the Guild Meeting. Each completed block gives you a chance to win, whether you are present at the meeting or not. Blocks will be collected from those attending the meeting in person. Everyone else will privately mail their blocks to the winner.



facebook.com/groups/838028493370905