

The Brooklyn Bee

BROOKLYN QUILTERS GUILD MONTHLY NEWSLETTER

March 2022

Volume 29
Issue 7

CLARA NARTEY

page 4

FENCE SHOW

page 5

MY FIRST QUILT

page 6

ROUND ROBIN

page 8

Dear Members,

There is a lot going on in our midst! Plenty of opportunity to be creatively challenged. Our upcoming Fence Show: Reimagine: Reuse and Repurpose challenge quilts are due at the March meeting. I know many, including myself, are busy working on our entries. It has definitely taken me into new territory and out of my comfort zone.

After that luscious collection of heirloom tomato blocks in February, we have some fresh block-of-the-month strawberries to be made! Join me in acknowledging the creativity Joy West and Robin Engelman have poured into these designs this year! So fabulous!

Twenty-eight participants joined in the five-month Round Robin exchange, offering a new design opportunity each month. Relax and enjoy the process! I look forward to seeing the quilts progress along the way.




Ronald McDonald House reached out to Annette Wallace, our Pillowcase Chair, for more pillowcases — they had run out. She had 43 on hand and collected another 99 at the February meeting. Thank you to all who helped sew these cheerful gifts for the hospitalized children.

At our March meeting, we will have an in-person trunk show featuring Clara Nartey, a portrait quilter. She will speak about her process for designing and sewing portrait quilts and bring quilts to share. You can see some of her work on her website:

<https://claranartey.com/>. Don't miss it!

Happy stitching,

Margaret Marcy Emerson, Co-President



2021-2022 Brooklyn Quilters Guild

OFFICERS Presidents



Margaret Marcy Emerson
917-374-7718
margaret.marcy@gmail.com



Micki Segel
917-596-6055
mickisegel@gmail.com

Vice Presidents




Barbara Danzi
949-697-1721
barbaradanzi@gmail.com



Michael Sengstack
347-291-5084
mgsengstack@msn.com

Secretary



Alice Braziller
917-557-0112
alicebraziller@gmail.com

Treasurer



Leona Shapiro
917-478-3835
BQG.treasurer@gmail.com

Membership Chairs



Serena Boyle
516-322-5108
ladyspitz15@gmail.com
bqg.membership@gmail.com



Barbara Christ
718-208-3758
barbchristny@gmail.com

COMMITTEE CHAIRS Community Quilt Coordinator Debbie Safian

347-677-4672
safiandeb@gmail.com

Easy as ABC/Kid's Quilts Jennifer Arzberger

917-685-6712
jennarzberger@optimum.net

Comfort Quilts Dori Dietz

718-853-2153
doridietz1@gmail.com

Hole in the Wall Carol Lieberman

917-439-9549
clieber@verizon.net

Veterans' Quilts Carol Sullivan

917-495-6315
sulliquilts@aol.com

Labor of Love Quilts Diane Pryor-Holland

laboroflovequiltproject@gmail.com

Pillowcases Annette Wallace

917-647-0770
wallace.netty123@gmail.com

Block of the Month Joy West

347-845-0016
jjhwest4@gmail.com

Robin Engelman

917-689-0402
raengelman@gmail.com

Lenni Abel Quilt Fund Madi Appell

718-434-0647
NYCfash@aol.com

Heritage Retreats Carol Lieberman

917-439-9549
clieber@verizon.net

Robin Engelman
917-689-0402
raengelman@gmail.com

**Cross Roads Retreats
Martha Musgrove**
718-745-6759
marf86@hotmail.com

Susan Aronoff
917-9573884
susan.aronoff@gmail.com

**Vendors
Carol Lieberman**
917-439-9549
clieber@verizon.net

**BEE BLASTS
Andrew Hansen**
Andrew.ve.hansen@gmail.com
guild@quiltbrooklyn.org

**WEBSITE
Mary Hawley**
718-398-3234
mhawley.brooklyn@gmail.com

Margaret Marcy Emerson
917-374-7718
margaret.marcy@gmail.com

Something to share? The deadline for submissions for the April 2022 issue of *The Brooklyn Bee* is 9 a.m., Monday, March 21, 2022. Please email to: texasgcd@hotmail.com.

The Brooklyn Quilters Guild
P. O. Box 150198
Van Brunt Station
Brooklyn, NY 11215-0198

Guild Meetings

NEXT MEETING: March 19, 2022, 11 a.m.


Hybrid meeting: In-person at the Holy Name of Jesus Church and on Zoom.

The church is located at 245 Prospect Park West (enter at Shepherd's Hall in the back, off the parking lot).

A mask and proof of vaccination required for all in-person attendees.

ZOOM MEETING LINK: <https://tinyurl.com/y3ekc9ug>

SUNDAY BEES: Join us on the second and fourth Sundays of the month, 1 – 4 p.m. Zoom link Information will be emailed on Sunday morning and can always be accessed on the EVENTS page in the Member section of our website.



The Brooklyn Bee

EDITORS

Susan Aronoff
Debbie Breckenridge
Martha McDonald

BEAT REPORTERS MEET THE QUILTER

Margaret Pross
SEW KNOW
Marcie Brenner

TIPS N' TOOLS
Alice Braziller

COPY EDITOR
Lyn Hill

Our Social Media Links

Facebook BOM Group
<https://tinyurl.com/ycxzf8fs>

Facebook Member-Only Group
<https://tinyurl.com/ycbwzom9>

Monthly Show and Tell
<https://tinyurl.com/y6xv5wyd>

Instagram
@Brooklyn_Quilters_Guild

YouTube
https://www.youtube.com/watch?v=8Qfeous_lc

Guild News & Notes

Community Quilts

Leona Shapiro is looking for volunteers to quilt Comfort quilts. She has a backlog of quilt sandwiches and would be glad to deliver them to quilting volunteers. You can contact her at leshap48@hotmail.com.

Regarding pillowcases, of 99 that Annette Wallace collected at the February meeting, 75 were donated cases and 24 were returned kits. For more kits or to turn in kits, contact her at wallace.netty123@gmail.com.

Jenn Arzberger collected 20 completed ABC quilts at the February meeting, and she has lots of quilt sandwiches waiting for volunteers to complete them. You can contact Jenn at jennarzberger@optimum.net.

~ Debbie Safian



Completed ABC quilt.

Quilt Competition

Announcing a new judged show for summer! "A Celebration of Color" offers cash prizes in Art, Traditional, and Modern categories. Sponsored by @eQuilterFabrics! For information or to enter: <https://quilts.com/enter-your-quilt/>.

April Guild Meeting Set for April 23

MARK YOUR CALENDARS: The April Guild meeting will be on the 4th Saturday, (rather than the usual 3rd Saturday) of April. This is not an April Fools joke. We'll see you on April 23rd at the usual time, 11 a.m.

Guild Calendar

See the **Bee Blasts** for more information on these events.

March 2022

March 6, 1 p.m. — Brooklyn Quilts Spring 2023 Show planning on Zoom

March 12 — Last day to register your quilt for the Fence Show. To register, [go to https://forms.gle/WA7TjhsSqaDa4KQH7](https://forms.gle/WA7TjhsSqaDa4KQH7). Then email a photo of your quilt top to Andrew Hansen at andrew.ve.hansen@gmail.com.

March 13, 1 - 4 p.m. — Sunday sewing bee on Zoom

March 19, 11 a.m. — Guild meeting, hybrid/Zoom. The speaker will be Clara Nartey, portrait quilter. She will bring quilts and talk about her process. Proof of vaccination and masks are required to attend the in-person meeting. FENCE SHOW QUILTS ARE DUE AT THIS MEETING.

Bring your Round Robin block.

March 27, 1-4 p.m. — Sunday sewing bee on Zoom

April 2022

April 2, 11 a.m. - 4 p.m. — Quilt Fence Show. On the fence behind Holy Name of Jesus Church

April 9, 11 a.m. - 4 p.m. — Rain date, Quilt Fence Show

April 13, 1-4 p.m. — Sunday sewing bee on Zoom

April 23, 11 a.m. — Guild meeting, hybrid/Zoom. Proof of vaccination and masks are required to attend the in-person meeting.

April 27, 1 - 4 p.m. — Sunday sewing bee on Zoom

GUEST SPEAKER CLARA NARTEY

AT THE MARCH 19 MEETING

4

Don't miss our March 19th Guild meeting! Our guest speaker will be fabric artist and educator, Clara Nartey. She will discuss her methods and show her work.

A self-taught artist, born in Ghana, Ms. Nartey lives and works in West Haven, Connecticut. She uses influences from her African heritage to tell the story of the African experience in her colorful textured portraits. Bold African prints, patterns and symbols appear throughout her quilts.

She begins by drawing the figure on a digital device. Then she creates her own fabrics which are reminiscent of African fabrics such as kente, mud cloth and adinkra cloth. She creates a quilt using a sewing machine to sew patterns on the printed fabrics.

Ms. Nartey has been featured in numerous publications, including a 2020 Art Forum Critic's Pick, and has exhibited widely. For more information, go to <https://www.claranartey.com>.



Catching God's Eye



Papa

SAVE THE DATE: Sunday, March 6, 2022, 1 p.m.

Brooklyn Quilts Spring 2023 Show

Our show planning kick-off meeting will be held on Zoom. All members who would like to take part are encouraged to come. All previous chairs are encouraged to share their knowledge. Bring your ideas and enthusiasm. We will limit this meeting to one ½ hours

First steps:

- Getting Chairs to volunteer for the many committees, including Show Chairs.
- Assigning the Raffle Quilt and getting that into the works.

Please reach out to Micki Segel (mickisegel@gmail.com) or Margaret Marcy Emerson (margaret.marcy@gmail.com) with any questions.



SHOW TIME!

Saturday, April 2

It's time to finish your quilts for our next Quilt Fence Show, which will be held on Saturday, April 2nd, from 11 a.m. to 4 p.m. As usual, it will be on the fence behind Holy Name of Jesus Church, 245 Prospect Park West, Brooklyn, NY 11215. The rain date is Saturday, April 9.

The focus of this show is **Reuse, Repurpose and Reimagine**. At least 75 percent of the fabric in each quilt must be material that is reused (not quilting scraps). All quilts should measure 36 by 36 inches and have a label on the back. The label should include the name of the quilt and of the quilter.

Dates to remember:

Saturday, March 12: The last day to register your quilt online is Saturday, March 12th. To register, go to <https://forms.gle/WA7TjhsSqaDa4KQH7>. Then email a photo of your quilt top to Andrew Hansen at andrew.ve.hansen@gmail.com. The quilt doesn't need to be completely finished in order to be registered, but you will need a photo of the top.

Saturday, March 19: The completed quilts are due at the March 19th Guild meeting. If you are not attending the meeting, you can drop your quilt off at Joyce's home, 2108 58th St., Brooklyn, NY 11204, the day before the meeting, March 18th. If you have any questions or problems delivering your quilt, contact Joyce Crupi, jcrupi50@gmail.com.

Guild member Alice Braziller is organizing the show volunteers. See her instructions for signing up below, or contact her at albraz@nyc.rr.com.

This spring show will also feature our ever-popular Grab N Go table, organized by Pat Decker. Bring fabric, patterns and books to give away or pick up some for free at the Grab N Go! To volunteer to work at this table, contact Pat at patleedecker@gmail.com.

Show Volunteers Needed

Sign up to volunteer for our exciting upcoming Spring Fence Show 2022. Those choosing the Friday morning slot will have the task of wiping down the fence. During the earliest slot on Saturday, volunteers will use chalk to advertise the show on the sidewalk. The later slots involve white-glove volunteering. I'll be sending out more detailed instructions as we get closer to our date. I'm looking forward! Aren't you?

<https://doodle.com/meeting/participate/id/nelvDvVb>

~ Alice Braziller

My First Quilt

BY RUTH MARCHESE

6

I learned to sew in school and one of the items we had to sew, was a pair of royal blue cotton gym shorts that nobody wanted to wear because they were so ugly. But I did learn the basics of hand sewing (we did not have sewing machines in those days — certainly no electric ones!) and some embroidery. My mother was an accomplished seamstress who hated UFOs so whenever I started some sewing project, she felt compelled to finish it — not without comments!

Once I had moved to Brooklyn, I bought a sewing machine and started to sew my own clothes, which gave me a sense of accomplishment. My first project was a dress for a wedding we had been invited to. I wanted a red one, a specific red, and I did not want to spend a lot of money for a dress that I would wear only a few times. I found the red fabric, but it was a Qiana knit, and I was blissfully ignorant of how difficult this would be to sew. I did wear the dress and it looked good, but more than once, while in the process of sewing it, I was tempted to throw it out of the window.

By the time our two children were no longer toddlers I started making bags to store toys, clothes for the kids, dolls, etc. And, at some point, I must have seen some quilts, but I really had no idea of any of the basics of quilting. All I knew was that a quilt consisted of three layers; how it was pieced, and what a block was, I just did not know. And that quilting actually had an important function totally escaped me. When, after a while, I saw the sagging, I kind of figured it out.

These two wall hangings were made around 1985. Bedtime was story time and these two pieces were the result of a combination of children's stories that we read and stories we made up. The quilts got a lot of use and look a bit worse for wear; the quilting is beyond sparse. They spent many years in the bottom of a drawer, but I think they need to see the world again.



The “Flamingo and the Frog” is 32 by 50 inches. Made ca. 1985, this cotton quilt is pieced and appliquéd, with machine quilting.



Also made ca. 1985, “The Duck and the Fish” measures 37 by 42 inches. It is also cotton and is pieced and appliquéd with machine quilting.



Easy Piecing

www.easypiecing.com
open by appointment only

New Aboriginal
Fabrics, Sashiko
& Boro Supplies,
Japanese, Silk &
Shweshwe Fabric,
Embroidery Kits

easypiecing@gmail.com

SEW SMART

Tips N' Tools

Do you have a tool that you've been using a lot lately? For me, it's my teflon pressing sheet, which I've had for years. Chris Janove, a source of inspiration in so many ways, turned me onto it while on a retreat when we were using interfacing to make bags. (Another shout-out to Margaret Marcy Emerson who so generously led that workshop.)

The 11 by 16-inch non-stick, transparent sheet, sandwiched between your iron and your fabric or your fusible, protects your ironing board, your fabric and your very hot iron from any residue and glues. I used it this month to patch up a hole in my down jacket. I've also used it for appliqué projects.

It came in very handy this past month while working on my Fence Show quilt. Some of the fabrics I am using are very delicate, and had to be strengthened with light interfacing. Ironing directly on the fabric would have destroyed it, but the pressing sheet kept the fabrics manageable and pristine.

There are lots of different brands that make these sheets in various sizes, but the one I love is called the Goddess Sheet (aren't we all goddesses and gods in our sewing spaces?). I have used mine for over three years and it is as good as the day I got it and wipes clean. It is manufactured by **Attached, Inc.** You can find it on the internet for about \$13.00.

Do you have a tool of the month? Something you've been using a lot lately? Don't keep it to yourself. You know who to contact.

In the meantime, happy sewing dear talented gods and goddesses!


Alice Braziller
917-557-0112
alicebraziller@gmail.com



Round Robin Exchange is Underway

At our February, meeting 28 of our Guild members joined our exciting Round Robin exchange. Some of our members got started right away by adding the first round. Please bring your Round Robin with its first round to our March meeting. If you can't make the meeting, make arrangements to send it with a friend or proceed to add a third round to the first two and bring it to the April meeting. Questions? Contact me at mickisegel@gmail.com. Here are three samples.

8



Thadine Wormly's Round Robin block



Thadine Wormly's block with a border by Andrew Hansen



Alice Braziller's block with a border by Madi Appell



Alice Braziller's Round Robin block



Doris Douglas' Round Robin block



Doris Douglas' block with a border by Marie Towle

Schweinfurth Center Quilting Classes

Registration is open for summer classes at Quilting by the Lake at Onondaga Community College in Syracuse, NY. Classes will run from July 18th to July 29th, 2022 and will feature topics such as machine quilting, surface design, improv design, hand stitching, curved piecing and more.
<https://schweinfurthartcenter.org/qbl/>.

SEWING CENTER HONORS MEMORY OF GUILD MEMBER

Sheri Saltzberg's memory will live on through the work that she and her husband, Mark Grashow, did and are doing in Africa. When Sheri passed away in 2021, her family set up a fund to build a sewing center in Sierra Leone. The charity, the US Africa Children's Fellowship, collected more funds than expected, enough to build a more extensive education center.

To be located in Masiaka, Sierra Leone, the new center will include a sewing room as well as a library, a craft center, and a digital learning center. Sewing, tailoring, dressmaking and bag making, as well as quilting will be taught in the sewing room. Because Masiaka does not have electricity, the sewing center will use manually operated machines. But when students graduate, if they have a source of electricity at home, they will be given one of the many machines that were generously donated by members of the Guild.

Mark notes that he and Sheri have been shipping containers to Africa since 2005. "We have shipped 57 of these 40-foot containers, to countries such as Zimbabwe, South Africa, Ghana, Tanzania, Sierra Leone and to a refugee camps in Yemen, Somalia and Jordan. "My children and I started out with the idea to establish Sheri's Place." Mark said. "It is a tribute to Sheri's life that so many people came together and now we can help tens of thousands of people."

The new We Yon Education Center, (We Yon means together) is expected to be up and running by next spring. Mark is looking for donations of more sewing machines, fabric and sewing supplies for the center. In addition, he would like to take people from the Guild to teach sewing and quilting. For more information or to make a donation, contact Mark at mars475@aol.com or call 718-809-9510.

Membership Report

As of February 19, 2022, our Guild has 187 members. Welcome to our newest members, Karrie Steel, Abygai Pena, Edward Bostick and Joan Foster and to returning member, Judith Abbott.

~ Barbara Christ, Membership Co-Chair, membership@quiltbrooklyn.org

NOW CARRYING DOLL CLOTHING SUPPLIES



SEW BEARY SPECIAL
718-951-3973
1025 EAST 28 STREET
BROOKLYN, NY 11210
sewbeary@aol.com
A SHOPPE FOR QUILTERS

"Where I'm always happy to show you how to do it easier, faster and more fun way."

Cotton Fabrics, Books, Rotary Tools & Templates
Digital Longarm Quilting Services
Sewing & Quilting Classes Available

Guild Discount Honored
Open by Appointment

Marcie Brenner, Owner
Master Certified Sewing Educator

Food Pantry donations at our monthly in-person meetings

Just a reminder that there will be a table set up for you to drop off food donations at every in-person meeting. Some canned items that are particularly needed: tuna, beans, vegetables, fruit, pasta & sauce, mac & cheese, sloppy joes, soup, cereal, juice, chicken, peanut butter, rice -- one or two lb bags or boxes -- no large bags. Any shelf-stable foods are welcome. Please: no bakery items.

Have questions? Contact Susan Sato at sewsusansew@gmail.com

Sew Know:

COMBINE MACHINE EMBROIDERY AND QUILTING

BY MARCIE BRENNER, MCSE


QUILTERS ARE USING Machine Embroidery for more than personalized quilt labels. A quick look at the extensive online machine embroidery design sites will reveal how quilters are adding embroidered components to their quilts and how machine embroiderers are venturing into quilting.

I have written in the past about embroidery machine appliqué. The appliqué pieces are cut from fabric, placed on the stitched out positions on the base fabric and then the edges are stitched over to complete them. AccuQuilt has included dies specifically for embroidery machine appliqué with the accompanying stitch files. If you are already into machine embroidery, you can actually use the stitch file to create the appliqué templates: ungroup and delete all the stitches

in Embroidery Software except the positioning stitches; print that out and use it to cut the fabric.

In addition to appliqué, machine embroidery is also available for quilt blocks, designs which are framed by a stitched border to be used in a quilt. Other possibilities that can be added are Word Art and Motifs; the selection is endless. If you own an embroidery machine, explore this avenue. If you want to add an embroidery machine to your skill and creativity set, just be aware that there will be a learning curve. I'm the technical advisor for a specific brand on FaceBook. Members were under the impression that you could just take the machine out of the box and know how to use it. This is a common problem and why all of the machines have support groups.

The quilt that is shown with this column was created using the Baby Collection by My Embroidery Gallery for the embroidered quilt blocks and I created the sayings from a printed panel, using only anonymous authors, in my software. I coordinated these to a collection in my stash. I anticipate creating more quilts in this manner, allowing the fabric theme to dictate the embroidery selections. ❖



FEBRUARY BLOCK OF THE MONTH



Left: The winner of the February block of the month, the "Heirloom Tomato", was Adelaide Lewis. A second drawing was held for the October pumpkins and the winner was Valerie Turer. Congratulations to both!

Right: This photo shows a possible layout for this year's fruit and vegetable blocks.



- Full Service Quilt Shop
- 4,500 Bolts of Fabric
- Quilting Cotton, Batiks, Apparel Fabrics
- Pre-cuts, Kits, Patterns, Notions
- Longarm Quilting
- Embroidery On Site
- Bernina Classroom and Machines
- Handi Quilter Sales / Service
- **New Fabric Arrives Weekly!**

Cotton Candy Fabrics

457 Federal Road | Brookfield, CT | (203) 885-0792
Open 24/7 at cottoncandyfabrics.com

Retreats

Classroom
available
for rent

Hours

M 9-5, T 9-5,
W 9-5, Th 9-7,
F 9-5, S 9-5,
Sun 10-4

**Order by
3pm for
Same Day
Shipping**

Events of Note

2022 RETREATS

African/American: Making the Nation's Table. Through Juneteenth, June 19, 2022.



The Africa Center, 1280 Fifth Ave., New York, NY 10029. The centerpiece of the exhibit is a 406-block Legacy Quilt that measures 14 feet tall and almost 30 feet wide. It was sewn by members of Harlem Needle Arts including Guild member Sylvia Hernandez. The Legacy Quilt represents stories of African American contributions to our nation's cuisine. The exhibit is presented in conjunction with MOFAD, Museum of Food and Drink. Admission is \$15, \$10 for seniors. For more information:

<https://tinyurl.com/53u3cwup>
Left: Legacy Quilt

Faith Ringgold: American People, February 17 – June 22, 2022. New Museum 235 Bowery, New York City. A retrospective of Ringgold's life's work includes her story quilts. For more information: <https://www.newmuseum.org>.

Lancaster Quilt Show, March 23 – 26, 2022. The Double Tree Willow Valley Resort, 2400 Willow Street Pike, Lancaster PA. More than 40 vendors, antique quilt exhibit and lots of classes. Admission and parking are free. To register for classes, go to <https://thelancasterquiltshow.com>.

American Quilter's Society Quilt Week, March 23 – 26, 2022. Branson Convention Center, 200 S. Sycamore St., Branson, MO. Exhibits, vendors, instruction and more. For more information: <https://www.americanquilter.com/quiltweek/event/landing/eventid/21>.

Quilt Show, Friday, April 2 – Sunday, April 24, 2022. Friday/Saturday 9–5 p.m., Sunday noon–4. Sponsored by the Champlain Valley Quilters Guild. At the Holy Family Parish Hall, 30 Lincoln St. Essex Jct, VT. Quilts, vendors, demonstrations and featured artist Catherine Symchych. Admission \$8, children under 12 are free. For more information: <https://www.CVQGV.org>.

Southford Falls Quilt Guild, Quilting Auction. April 23, 2022, 2 – 4 p.m. Immanuel Lutheran Church, 25 Great Hill Rd, Oxford, CT. Fabric, batting, quilting tools, books, patterns, door prizes and more. Admission \$5. For more information: sfquilters@yahoo.com.

Quiltfest, April 28 – 30, 2022. Greenville Convention Center, Greenville, South Carolina. Workshops, merchants, competitions and more. For more information: <https://www.quiltfest.com/upcoming-shows-and-events/quiltfest-greenville-sc/>.

World of Quilts XLI quilt show, April 30 – May 1, 2022, Saturday 10–5, Sunday 10–4. Sponsored by the Northern Star Quilters' Guild. SUNY Purchase Physical Education Building, 735 Anderson Hill Road, Purchase, NY. In-person show with more than 250 quilts, vendors, speaker and more. Raffle and admission tickets available in advance at <https://www.northernstarquilters.com>.

Cross Roads in New Jersey

Cross Roads is a camp and retreat facility located in Port Murray, NJ, one and a half hours from Brooklyn. Information about Cross Roads can be found on the website, www.crossroadsretreat.com.

We have secured the following upcoming retreat dates for **2022 at Cross Roads**: May 31–June 5 and October 23–28.

For more information, contact: Martha Musgrove (marf86@hotmail.com) or Susan Aronoff (susan.aronoff@gmail.com).

Heritage in Connecticut

The Heritage Hotel is a Spa and Conference Center in Southbury, CT, about one hour and 45 minutes from Brooklyn. For more information, go to: <https://www.heritagesouthbury.com>

2022 Heritage retreats

Wednesday – Friday, April 27–29 (extra day Tuesday, April 26)

Tentative July/October:

Friday – Sunday, July 29–31 (extra day Thursday 7/28)

Friday – Sunday, October 28–30 (extra day Thursday, October 27)

Depending on how the April retreat goes the July and October retreats may be moved to midweek. If interested, please contact Carol Lieberman, 917-439-9549, or email: clieber@verizon.net.

More detailed information on the retreats can be found on the Guild's website at <https://www.quiltbrooklyn.org/retreats>.



GOTHAM QUILTS

Fabric, batting,
patterns, tools, BOM
programs



Please check
website for current
in-store shopping
hours

Longarm quilting services

Gotham Quilts
40 W 37th St
New York, NY 10018
212-220-3958
gothamquilts.com

BERNINA and bernette
sewing machine sales &
service



Order online for
shipping or pickup
gothamquilts.com



LOVE IS IN THE MAKING



Materials, Classes and Machines for the Inspired Maker

Store Hours : Mon - Fri 12 - 7, Sat 12 - 6, Sun 12 - 5

128 Union Street, Brooklyn, New York 11231 • www.brooklyngeneral.com

