

The Brooklyn Bee

BROOKLYN QUILTERS GUILD MONTHLY NEWSLETTER

May 2022

Volume 29
Issue 9

**QUILT SHOW
2023 PLANS**

page 4

**THE FENCE
SHOW**


page 5

ABC MEMORIES

page 12


ROUND ROBIN

page 8




Dear Members,

This year's emerging spring seems more robust and splendid than I ever recall. Everywhere is possibility and growth — I love waking up each morning to welcome the newness. Our Guild has been teeming with life as well. Barb Danzi's April trunk show and quilt journey was impressive. I was inspired by both her work and her mantra to "Make room for what matters to you." Our fence show was impressive — all your work exceeded my expectations! Thanks to Joyce Crupi and Ellen Piccolo, the organizers and to everyone who participated. I was very proud to be one of the presidents of this organization.



I am excited with the plans in development for our next big Spring 2023 show. Martha McDonald and Andrew Hansen are our Show Co-chairs and have been diligently visiting Brooklyn venues to find the best option for us. Two raffle quilts have been kicked off. I hope you all get involved and make a few blocks. Directions will be posted to the website. There are a few committees still needing chairs — please consider stepping up. And if you haven't got a show quilt in the works yet, it is time to get started and share your creativity with our community.

Our ABC Frenzy follows our May meeting. It will be good to be back sewing together making ABC quilts for children and families in need. Plan to bring in your sewing machine, ironing boards, cutting mats and tools to make this happen. Contact ABC Chair Jennifer Arzberger with any questions. A pizza lunch will be served.



Happy sewing!

Margaret Marcy Emerson

2021-2022 Brooklyn Quilters Guild

OFFICERS Presidents



Margaret Marcy Emerson
917-374-7718
margaret.marcy@gmail.com



Micki Segel
917-596-6055
mickisegel@gmail.com

Vice Presidents




Barbara Danzi
949-697-1721
barbaradanzi@gmail.com



Michael Sengstack
347-291-5084
mgsengstack@msn.com

Secretary



Alice Braziller
917-557-0112
alicebraziller@gmail.com

Treasurer



Leona Shapiro
917-478-3835
BQG.treasurer@gmail.com

Membership Chairs



Serena Boyle
516-322-5108
ladyspitz15@gmail.com



Barbara Christ
718-208-3758
membership@quiltbrooklyn.org
barbchristny@gmail.com

COMMITTEE CHAIRS Community Quilt Coordinator Debbie Safian

347-677-4672
safiandeb@gmail.com

Easy as ABC/Kid's Quilts Jennifer Arzberger

917-685-6712
jennarzberger@optimum.net

Comfort Quilts

Dori Dietz
718-853-2153
doridietz1@gmail.com

Leona Shapiro

917-478-3835
leshap48@hotmail.com

Hole in the Wall

Carol Lieberman
917-439-9549
clieber@verizon.net

Veterans' Quilts

Carol Sullivan
917-495-6315
sulliquilts@aol.com

Labor of Love Quilts

Diane Pryor-Holland
laboroflovequiltproject@gmail.com

Pillowcases

Annette Wallace
917-647-0770
wallace.netty123@gmail.com

Block of the Month

Joy West
347-845-0016
jjhwest4@gmail.com

Robin Engelman

917-689-0402
raengelman@gmail.com

Lenni Abel Quilt Fund

Madi Appell
718-434-0647
NYCfash@aol.com

Heritage Retreats

Carol Lieberman
917-439-9549
clieber@verizon.net

Robin Engelman

917-689-0402
raengelman@gmail.com

Cross Roads Retreats

Martha Musgrove
718-745-6759
marf86@hotmail.com

Susan Aronoff

917-9573884
susan.aronoff@gmail.com

Vendors

Carol Lieberman
917-439-9549
clieber@verizon.net

Hospitality

Nancy Russell
845-413-8018.
nrussell11218@gmail.com

BEE BLASTS

Andrew Hansen
Andrew.ve.hansen@gmail.com
guild@quiltbrooklyn.org

WEBSITE

Mary Hawley
718-398-3234
mhawley.brooklyn@gmail.com

Margaret Marcy Emerson

917-374-7718
margaret.marcy@gmail.com

Something to share? The deadline for submissions for the June 2022 issue of *The Brooklyn Bee* is 9 a.m., Monday, May 23, 2022. Please email to: texasmcd@hotmail.com.



The Brooklyn Bee

EDITORS

Susan Aronoff
Debbie Breckenridge
Martha McDonald

BEAT REPORTERS MEET THE QUILTER

Margaret Pross

SEW KNOW

Marcie Brenner

TIPS N' TOOLS

Alice Braziller

COPY EDITOR

Lyn Hill

Our Social Media Links

Facebook BOM Group

<https://tinyurl.com/ycxzf8fs>

Facebook Member-Only Group

<https://tinyurl.com/ycbwzom9>

Monthly Show and Tell

<https://tinyurl.com/y6xv5wyd>

Instagram

@Brooklyn_Quilters_Guild

YouTube

https://www.youtube.com/watch?v=8Qfeous_-lc

The Brooklyn Quilters Guild

P. O. Box 150198
Van Brunt Station
Brooklyn, NY 11215-0198

Guild Meetings

NEXT MEETING: May 21, 2022, 11 a.m.

Hybrid meeting: In-person at the Holy Name of Jesus Church and on Zoom.

The church is located at 245 Prospect Park West (enter at Shepherd's Hall in the back, off the parking lot).

A mask and proof of vaccination required for all in-person attendees.

ZOOM MEETING LINK: <https://tinyurl.com/y3ekc9ug>

SUNDAY BEES: Join us on the second and fourth Sundays of the month, 1 – 4 p.m. Zoom link Information will be emailed on Sunday morning and can always be accessed on the EVENTS page in the Member section of our website.

Community Quilts

ABC Quilts — We will have our **ABC Frenzy** after the May meeting. Jenn Arzberger has quilts ready to be tied, and she asks anyone who has quilt tops to bring them to the frenzy to be sandwiched and finished. Also, we need people to bring their irons, ironing boards, sewing machines, cutting mats, rotary cutters, scissors, etc. Put your names on everything so they don't get lost or mixed up with someone else's.

Everyone is encouraged to stay after the May meeting for the frenzy. We will serve pizza for lunch for those who stay. The frenzies are a lot of fun and a great way to meet other Guild members. Contact Jenn at jennarzberger@optimum.net. For more history about ABC Quilts, see page 12.

Hole in the Wall Quilts — Carol Lieberman will be collecting quilts at the May and June meetings. Contact Carol at clieber@verizon.net.

Comfort Quilts — Four baby size and four queen size quilts were delivered to Ruth's Refuge last month, depleting the supply of completed quilts. Dori Dietz and Ruth Marchese gave out three packets of squares to make more baby comfort quilts. They are looking for volunteers to quilt the quilt sandwiches. For more information, contact Dori at doridietz1@gmail.com or Ruth at ruth.marchese@yahoo.com.

Pillowcases — Annette Wallace gave out 13 kits at the April meeting and she has about 40 kits ready to give to anyone who is interested. She collected a total of 19 pillowcases at the April meeting, 12 were from kits and seven were made from donated fabric. You can contact Annette at wallace.netty123@gmail.com.

Quilts for Ukraine — Barbara Danzi collected 15 quilts from our members, plus another 60 from NYC Metro Mod quilters. Contact her at barbaradanzi@gmail.com if you have more quilts for Ukraine.

For more information and specification on the Guild's community quilts and projects, go to: <https://www.quiltbrooklyn.org/community-work>.

~ Debbie Safian

Community Quilts Gathered at the April Meeting

Membership Report

As of April 26th, 2022, our Guild has 191 members. A warm welcome to our newest member, Elizabeth Richmond. .

~ Barbara Christ, Membership Co-Chair,
membership@quiltbrooklyn.org





Planning the 2023 Quilt Show

Thank you to everyone who stayed for our brief show meeting after the Guild meeting. We still need volunteers to head up a few committees for our major quilt show in the spring of 2023, and we definitely need volunteers to help out on the committees. If you would like more details, please contact Martha McDonald at 917-846-9284 or texasacd@hotmail.com or Andrew Hansen at 646-623-3063 or andrew.ve.hansen@gmail.com.

The committees in bold still need chairs. If you're interested in helping out with a committee but don't want to chair it, please either reach out directly to the person assigned as the chair or reach out to Martha or Andrew and they'll get everyone connected.

- Show Chairs: Martha McDonald and Andrew Hansen
- Location committee: Martha, Andrew, Madi Appell and Lori Lupo
- Recording Secretary: Mary Hawley
- Raffle Quilts: Marcie Brenner and Barb Danzi
- Show Treasurer: Leona Shapiro
- Volunteer Coordinators: Alice Braziller and Micki Segel
- Marketing/Publicity: Richie Doron
- Signage: Joy West and Susan Aronoff
- Silent Auction: Micki Segel and Kate Haller
- Quilt Layout: Ellen Piccolo and Joyce Crupi
- Quilt Hanging:
Richie Doron, Donna Rae, Thomas Urciuoli
- Raffle Tickets:
Kathleen Mahoney
- **Tote Bag Raffle:**
Karen Mahoney has it set up, waiting for a new chair
- Vendors: Susan Sato
- Demonstrations: Madi Appell
- **Speakers/Presentations**
- **Ticket Sales**
- Admissions: Ruth Marchese
- White Gloves/ Guided Tours: Debbie Breckenridge
- Quilt Collection: Merrie Handfinger
- **Take Down**
- **Post Show Quilt Distribution**
- **Information/Welcome Desk**
- Photography and filming: Farrah Lafontant
- Data/Announcements: Robin Engelman
- Merchandise: pins, w, etc.:
Margaret Marcy Emerson

If you think there's a committee missing from the list, please let us know, especially if you want to volunteer to take charge of it!

~ Andrew Hansen

Barbara Danzi Trunk Show


Many thanks to Barbara Danzi for a wonderful trunk show at the April meeting. She took us through her quilting history, starting with a frilly ballet quilt up to today's contemporary improv pieces. Here are a few of her quilts.



Fence Show: Earth Day 2022



Of the fence shows, I believe, this one was the most remarkable (caveat #1: I missed the 1st one; caveat #2: the theme is dear to my heart so I am biased). Most of the quilts were unusual—each was unique and displayed a wonderful, diverse response to the challenge. There was humor and sentiment, bursts of whimsy and joy.

6 Thank you to all who participated in this event and who embraced the imperfections implicit in the use of unusual and varied materials. ~ Susan Aronoff



Video: https://www.youtube.com/watch?v=GM_Y_bj-qlw

Website: <https://www.quiltbrooklyn.org/quilt-show-1>



Round Robin Exchange

Our Round Robin Exchange is going well. Round 2 has been completed. All of the projects have been distributed for Round 3. Please continue to take photos of the different stages of your Round Robin and send them to Micki Segel at mickise-gel@gmail.com. See examples below of blocks with the second round completed.


8



Round 2: Andrew Hansen; Round 1: Leslie Pollard
Center Block: Madi Appell



Round 2: Robin Engleman; Round 1: Richie Doron;
Center Block: Christine Augenbraun



Round Robin page 2



Round 2: Christine Janove; Round 1: Madi Appell
Center Block: Eileen Anderson



Round 2: Chris Petersen; Round 1: Marie Towle
Center Block: Doris Douglas



2022 RETREATS

Cross Roads in New Jersey

10

Cross Roads is a camp and retreat facility located in Port Murray, NJ, one and a half hours from Brooklyn. Information about Cross Roads can be found on the website, www.crossroadsretreat.com.

We have secured the following upcoming retreat dates for **2022 at Cross Roads**: May 31–June 5 and October 23–28.

For more information, contact:
Martha Musgrove (marf86@hotmail.com) or
Susan Aronoff (susan.aronoff@gmail.com).

More detailed information on the retreats can be found on the Guild's website at <https://www.quiltbrooklyn.org/retreats>.

Heritage in Connecticut

The Heritage Hotel is a Spa and Conference Center in Southbury, CT, about one hour and 45 minutes from Brooklyn. For more information, go to: <https://www.heritagesouthbury.com>

2022 Heritage retreats

Tentative July/October:

Friday – Sunday, July 29–31 (extra day Thursday 7/28)

Friday – Sunday, October 28–30 (extra day Thursday, October 27)

Depending on how the April retreat goes, the July and October retreats may be moved to midweek. If interested, please contact Carol Lieberman, 917-439-9549, or email: clieber@verizon.net.



BLOCK OF THE MONTH



The winner of the March Block of the Month, the Corn Cobs, was Valerie Turer. Congratulations Valerie!

Raffle Quilts for 2023 Show

We will have two raffle quilts for our major Quilt Show next year: a contemporary one led by Barbara Danzi and a traditional quilt led by Marcie Brenner. The proceeds from Marcie's quilt, which will feature blue and yellow fabrics and a sunflower motif, will go to a charity in Ukraine. Marcie's quilt will require about 60 sunflower blocks. She will demonstrate the blocks and pass out materials at the June meeting.

Meanwhile, the contemporary quilt will include 200-300 blocks in two sizes, 5 inches and 10 inches. These wonky blocks are quick and easy to make and should be made of solid contrasting colors. Directions are available on our website at <https://www.quiltbrooklyn.org/2023-show-planning>.



ABC Memories

BY LINDA MCNEELY

12

I first came to the Guild meetings bearing ABC quilts. At the time, I was working at an after school program at my children's school and decided to make some ABC quilts with the children. I got some fabric from Baltic Bazaar and brought the sewn quilts to the program for the children to tie. They loved the idea of helping babies and I did the same thing at other schools that my children attended later on.

I came to the last meeting of the Guild at Camp Friendship, a community space located in Park Slope where the Guild used to meet. I met one of my students so we showed the quilts together!

The next year I joined the Guild and later that year, or perhaps the next, I took over the ABC quilt program for the Guild in approximately 1994. It was a great way to get to know other members.

At that time, I provided the members with squares that I cut to make quilts to donate and I then delivered the finished quilts to Maureen McCormick. She still collects quilts to distribute to babies at risk even though the ABC organization has ceased to exist.

The fabric came from members and from Maureen. She had the use of a classroom at St. Rose of Lima parochial school where she kept supplies of fabric. I also used the room to baste quilts on the floor, not something I would do now!!

It's wonderful to see how the program has grown over the years as each person who runs it brings their ideas and innovations to improve the provision of quilts to babies in need. ❖





Easy Piecing

www.easypiecing.com
open by appointment only

New Aboriginal
Fabrics, Sashiko
& Boro Supplies,
Japanese, Silk &
Shweshwe Fabric,
Embroidery Kits

easypiecing@gmail.com

NOW CARRYING DOLL CLOTHING SUPPLIES



SEW BEARY SPECIAL
718-951-3973
1025 EAST 28 STREET
BROOKLYN, NY 11210
sewbeary@aol.com

A SHOPPE FOR QUILTERS

"Where I'm always happy to show you how to do it easier, faster and more fun way."
Cotton Fabrics, Books, Rotary Tools & Templates
Digital Longarm Quilting Services
Sewing & Quilting Classes Available

Guild Discount Honored
Open by Appointment

Marcie Brenner, Owner
Master Certified Sewing Educator

SEW SMART

Tips N' Tools

News gets around fast in our quilting circles, so I was really pleased to hear, via Martha McDonald, that Margaret Walsh has scissors that she finds a pleasure to use. Here's what she had to say about her Kai scissors:

"I really like my Kai scissors. I have a pair of the 5 1/2-inch scissors, little ones you use to snip threads and the like. I have bought a few pairs of those little scissors over the years and they varied in quality and comfort — blades often not sharp enough, the finger holes not very comfortable, etc., and none of them better than using full size scissors.

"I bought the Kai scissors at a show, thinking I was wasting my money, but I liked the feel of the scissors. When I started using them I was surprised at how easy they were to use and how comfortable they are. They do all the work — sharp, easy to open, and very light. I highly recommend them."

I did my research and went to the Kai website and was amazed at the quantity of cutting tools they

have. There were professional, serrated, left handed, grooming, and even fly-tying scissors. They also have several styles of rotary cutters, blades, cutting mats and knives and different combinations of scissors in sets. Prices range from \$250 for their top of the line tailoring shears to \$18 for Margaret's scissors. You can learn more about their products in the link below.

<https://kaiscissors.com/all-kai-scissors/kai-7000-professional-series/>



Events of Note

Emergence, April 30 - May 6. A week-long exhibit of quilts of all styles, colors, themes and sizes presented by the Evening Star Quilters. Also quilt raffle and member demonstrations. Hillside Public Library, 155 Lakeville Rd., New Hyde Park, NY 11040. All-Purpose room, 2nd floor. Hours: Sat 10:30 - 2:30; Sun. 12:30 - 3:30; Mon. 11 - 5; Tues. 11 - 7; Wed.-Fri. 11 - 5. More information at www.eveningstarquilters.org.

African/American: Making the Nation's Table. Through Juneteenth, June 19, 2022. The Africa Center, 1280 Fifth Ave., New York, NY 10029. The centerpiece of the exhibit is a 406-block Legacy Quilt that measures 14 feet tall and almost 30 feet wide. It was sewn by members of Harlem Needle Arts including Guild member Sylvia Hernandez. The Legacy Quilt represents stories of African American contributions to our nation's cuisine. The exhibit is presented in conjunction with MOFAD, Museum of Food and Drink. Admission is \$15, \$10 for seniors. For more information: <https://tinyurl.com/53u3cwup>

Faith Ringgold: American People, February 17 - June 22, 2022. New Museum 235 Bowery, New York City. A retrospective of Ringgold's life's work includes her story quilts. For more information: <https://www.newmuseum.org>.



Faith Ringgold at the New Museum

Sew Know:

ENGINEERED POINTS

BY MARCIE BRENNER, MCSE

QUILTING IS A FORM of engineering using fabric as the base. We create our blocks using engineering and if each step is not completed accurately, the finished product will not turn out as expected. The fabric might be washed before cutting (there is an ongoing debate about this), and maybe starched before it is pressed. Then fabric is ready to be cut into the shapes needed for our quilt block pattern.

Things have changed dramatically since I began quilting 40 years ago. I started because I was teaching a needlework class at Brooklyn College and needed a new topic for each week. To say I fell in love with quilting is an understatement and it was a life-altering experience that combined my passion for fabric and pattern-making. Back then, we used plastic, newspa-

per or cardboard to make the shapes, traced them onto the fabric and used scissors to cut them out.

As they say “We’ve come a long way, Baby!” The first rotary cutter was introduced for garment construction by Olfa in 1979 and it was quickly embraced by quilters. It created an entirely new industry of templates to be used specifically with rotary cutters. Previous plastic shapes were too thin for use with this new tool. Templates started with single-sized shapes and then multi-sized templates were developed.

These innovations improved speed and accuracy in the quilt-making process. Multiple layers could be cut and the pieces would be the exact same shape. Jane Hackworth Gruchacz took up quilting in retirement, but did

not like the templates on the market. She used her CAD (computer assisted design) skills to design templates that did not create “dog-ears” and would be easier to match with other shapes. She had them cut in acrylic and her friends wanted them too. Jane approached Marti Michell (frommarti.com) and in 1995 the new template concept was marketed. They are packaged in sets to work together and there are also specialty blocks.

This idea has spread to other quilt template designers to make piecing easier. I’m not advocating going out and buying a lot of new templates, but you can purchase a Quilt Point Trimmer, they are available from many template companies. These trimmers allow you to remove the extra fabric at intersections before matching and stitching—much easier than cleaning up afterward and they take less time than unstitching and stitching again. This innovation has been also applied to quilt-cutting dies.

The photos show the difference between engineered corners and older traditional templates and how a Flying Geese block is constructed. ❖



Comparison of Tools



How the Pieces Match



Comparison of Cut Shapes



Matching and Stitching one side



Adding the other side seen from the back



Adding the other side seen from the back

Guild Calendar

See the **Bee Blasts** for more information on these events.

May 2022

May 8, 1 - 4 p.m. — Sunday sewing bee on Zoom

May 21, 11 a.m. — Guild meeting, hybrid/Zoom. Proof of vaccination and masks are required to attend the in-person meeting.

ABC Frenzy after the meeting. Bring sewing machines, ironing boards, etc. Pizza will be served.

May 22, 1 - 4 p.m. — Sunday sewing bee on Zoom

June 2022

June 12, 1 - 4 p.m. — Sunday sewing bee on Zoom

June 18, 11 a.m. — Guild meeting, hybrid/Zoom. Proof of vaccination and masks are required to attend the in-person meeting. Show and Tell will feature work of the new Guild members.

June 26, 1 - 4 p.m. — Sunday sewing bee on Zoom



- Full Service Quilt Shop
- 4,500 Bolts of Fabric
- Quilting Cotton, Batiks, Apparel Fabrics
- Pre-cuts, Kits, Patterns, Notions
- Longarm Quilting
- Embroidery On Site
- Bernina Classroom and Machines
- Handi Quilter Sales / Service
- **New Fabric Arrives Weekly!**

Cotton Candy Fabrics

457 Federal Road | Brookfield, CT | (203) 885-0792
Open 24/7 at cottoncandyfabrics.com

Retreats

Classroom
available
for rent

Hours

M 9-5, T 9-5,
W 9-5, Th 9-7,
F 9-5, S 9-5,
Sun 10-4

**Order by
3pm for
Same Day
Shipping**



Please check website for current in-store shopping hours



GOTHAM QUILTS

Fabric, batting, patterns, tools, BOM programs

Longarm quilting services

BERNINA and bernette sewing machine sales & service

Order online for shipping or pickup

gothamquilts.com



Gotham Quilts
40 W 37th St
New York, NY 10018
212-220-3958
gothamquilts.com



LOVE IS IN THE MAKING



Materials, Classes and Machines for the Inspired Maker

Store Hours : Mon - Fri 12 - 7, Sat 12 - 6, Sun 12 - 5

128 Union Street, Brooklyn, New York 11231 • www.brooklyngeneral.com

