

The Brooklyn Bee

BROOKLYN QUILTERS GUILD MONTHLY NEWSLETTER

November 2023

Volume 31
Issue 3

P. O. Box 150198
Van Brunt Station
Brooklyn, NY 11215-0198

Dear Fellow Quilters,

The Guild had a very exciting meeting in October and we have more big plans for November. We played quilting strip poker at the October meeting, led by Micki Segel. The room was filled with excitement as members rolled the dice and exchanged strips.

Thanks to Ed Anderson, Eileen's husband, the October meeting also featured a table with Eileen's sewing notions for sale. Our generous members donated just over \$300 and it will go to replenish the Eileen Anderson fund.

Congratulations to Sylvia Hernandez who told us that she now has a quilt in the Smithsonian!! She encouraged members to keep sewing and showing their work. She also currently has work on view in the Brooklyn Museum in the Spike Lee exhibit, and the Boston Museum of Fine Arts has acquired and shown one of her quilts.

Thanks to Thadine Wormly-Herndon, we will have a special guest speaker at the November meeting. Phyllis Biffle-Elmore, author of *Quilt of Souls: A Memoir*, will talk about the quilts and quilters in her family and show some of these historic quilts. Signed copies of the book will also be available. See page 4 for more information.

There's so much going on, it's hard to keep up. Be sure to read the Bee and the Bee Blast for the latest information.

Happy quilting,

Martha McDonald
Co-President




2023-2024 Brooklyn Quilters Guild

OFFICERS Presidents



Martha McDonald
917-846-9284
texasmcd@hotmail.com




Richie Doron
609-744-3280
richied15@gmail.com

Vice Presidents



Christine Augenbraun
718-316-3131
chrismaugen@gmail.com




Poppy O'Neill
718-490-3478
poppy.oneill@gmail.com

Secretary



Nancy Russell
845-413-8018
nrussell11218@gmail.com

Treasurer



Leona Shapiro
917-478-3835
BQG.treasurer@gmail.com

Membership Chairs



Serena Boyle
516-322-5108
ladyspitz15@gmail.com



Katie Mahoney
917-993-3494
kamahoney001@gmail.com
membership@quiltbrooklyn.org

COMMITTEE CHAIRS Community Quilt Coordinator Debbie Safian

347-677-4672
safiandeb@gmail.com

Easy as ABC/Kid's Quilts Jennifer Arzberger

917-685-6712
jennarzberger@optimum.net

Comfort Quilts

Dori Dietz
718-853-2153
doridietz1@gmail.com

Leona Shapiro
917-478-3835
leshap48@hotmail.com

**Hole in the Wall
Carol Lieberman**
917-439-9549
clieber@verizon.net

**Veterans' Quilts
Carol Sullivan**
917-495-6315
sulliquilts@aol.com

**Labor of Love Quilts
Diane Pryor-Holland**
laboroflovequiltproject@gmail.com

**Pillowcases
Annette Wallace**
917-647-0770
wallace.netty123@gmail.com

**Block of the Month
Linda McNeeley**
sewlj@yahoo.com

Heidi Swanson
heidiswanson@me.com
**Lenni Abel Quilt Fund
Madi Appell**
718-434-0647
NYCfash@aol.com

**Small Raffle
Margaret Walsh**
917-891-5473
mmwalsh125@yahoo.com

Heritage Retreats

Carol Lieberman
917-439-9549
clieber@verizon.net

Robin Engelman
917-689-0402
raengelman@gmail.com

**Cross Roads Retreats
Martha Musgrove**
718-745-6759
marf86@hotmail.com

Susan Aronoff
917-957-3884
susan.aronoff@gmail.com

**Vendors
Carol Lieberman**
917-439-9549
clieber@verizon.net

**Hospitality
Nancy Russell**
845-413-8018.
nrussell11218@gmail.com

**Social Media Coordinator
Poppy O'Neill**
718-490-3478 cell
poppy.oneill@gmail.com

**Bee Blasts
Andrew Hansen**
Andrew.ve.hansen@gmail.com
guild@quiltbrooklyn.org

**Website
Mary Hawley**
718-398-3234
mhawley.brooklyn@gmail.com

Margaret Marcy Emerson
917-374-7718
margaret.marcy@gmail.com



The Brooklyn Bee

EDITOR

Susan Aronoff

BEAT REPORTERS MEET THE QUILTER

Margaret Pross

EVENTS OF NOTE

Katie O'Brien

TIPS N' TOOLS

Alice Braziller

PROOF READERS

Andrew Hansen
Mary Hawley
Martha McDonald

Our Social Media Links

Facebook BOM Group
<https://tinyurl.com/ycxzf8fs>

Facebook Member-Only Group
<https://tinyurl.com/ycbwzom9>

Monthly Show and Tell
<https://tinyurl.com/y6xv5wyd>

Instagram
@Brooklyn_Quilters_Guild

YouTube
https://www.youtube.com/watch?v=8Qfeous_-lc

Guild Meetings

NEXT MEETING: November 18, 2023, 11 a.m.

Hybrid meeting: In-person at the Holy Name of Jesus Church and on Zoom.



The church is located at 245 Prospect Park West (enter at Shepherd's Hall in the back, off the parking lot).

Masks are encouraged at meetings. If you are experiencing illness, please stay home and join us on Zoom.

ZOOM MEETING LINK: will be emailed to members in a Bee Blast the morning of our meeting or can be accessed on the Events page in the Member section of this website.

SUNDAY BEES: Join us on the second and fourth Sundays of the month, 1 - 4 p.m. Zoom link information will be emailed on Sunday morning and can always be accessed on the EVENTS page in the Member section of our website.

NOVEMBER BEE HIGHLIGHTS



3



Guild Calendar

See the **Bee Blasts** for more information on these events.

November 2023

November 18, 2023, 11:00 a.m.— Guild meeting, hybrid/Zoom. Masks are recommended to attend the in-person meeting.

November 26, 1 – 4 p.m. Sewing Bee on Zoom

December 2023

December 10, 1 – 4 p.m. Sewing Bee on Zoom

December 16, 2023, 11:00 a.m.— Guild meeting, hybrid/Zoom. Masks are recommended to attend the in-person meeting.

Featured speaker Phyllis Biffle-Emore, author of *Quilt of Souls: A Memoir*. See page 4.

January 2024

January 14, 1 – 4 p.m. Sewing Bee on Zoom

January 20, 1 – 4 p.m. 11:00 a.m.— Guild meeting, hybrid/Zoom. Masks are recommended to attend the in-person meeting.

Round Robin begins!

Tessutii Apron Pattern workshop after the meeting. See page 9.

January 28, 1 – 4 p.m. Sewing Bee on Zoom

Something to share? The deadline for submissions for the November 2023 issue of *The Brooklyn Bee* is 9 a.m., **Monday, November 20, 2023**. Please email: susan.aronoff@gmail.com. Please send show listings to Katie O'Brien: katieobean@gmail.com

Programming

4

November Guest Speaker

Phyllis Biffle-Elmore, author of the book, *Quilt of Souls: A Memoir*, will be our guest speaker at the November meeting. "My presentation will be in storytelling format, consisting of powerful stories about quilting/quilters born in the late 1800s, with a great deal of focus on my grandmother and the methodology behind her quilts of souls. I combine this with a bit of oral history," she says.



Phyllis Biffle-Elmore wrapped in Grandma Lula's Quilt of Souls.

Three or four historical quilts made by her grandmother will be on display during the meeting.

Phyllis will have books to sell and will sign them after her talk. She will also have handouts for everyone who attends and beautiful gifts for those who purchase the book.

"I'm truly looking forward to this event," she says. "I'm sure it will be one that will remain with me for a lifetime." Many thanks to Thadine Wormly-Herndon for bringing this to the Guild's attention.

For more information on the author, go to thequiltofsouls.com. You can see a book review in the December 2022 Brooklyn Bee.



Quilt of Souls

Eileen Anderson Fund

Ed Anderson, Eileen's husband, donated her notions and supplies to the Guild for sale at the October meeting. We raised just over \$300 for the Eileen Anderson fund. Many thanks to Ed and to our generous members!

The Fund is getting another boost from Ed because he is selling her sewing machines and sewing table, with half of the proceeds going to the Guild. The Bernina is already sold but Eileen's Elan Excellence 760 sewing machine and a sewing table are still available. He is asking \$1,500 for the Elna, and \$1,000 for the sewing table, all prices are negotiable.

The table is 52 inches long and has a 12-inch extension. It is 19 inches deep and has additional flap. Ed thinks it is maybe made by Horne of America. Everything is in perfect condition, like brand new. For more information, call Ed at 516-840-6136.



First Holiday Mercado Coming in December

The Brooklyn Quilters Guild has been invited to participate in the first-ever **Holiday Mercado** sponsored by One World Project. It will be held December 2 from 10 a.m. to 1 p.m. at One World Project, 302 Vanderbilt Street in Windsor Terrace.

"We aren't asking makers/artists/artisans to buy tables," says Joanne Derwin, executive director. "Rather we are asking vendors to make a donation for our Spring auction or consider donating a percentage of their sales from the Holiday Mercado, whatever makes sense for them."

In addition to having tables in the front entrance for artists/artisans/makers, the Mercado will also have a cookie contest and tamales for sale on the patio and some games and activities for kids on the playground.

If anyone is interested in organizing a table for the Guild or showing your own quilting, please contact Joanne Derwin, Executive Director, oneworldproject.org, Community of Learners



If you would like to thank Ed Anderson and his family for funding the Fabric Bowl workshop, donating her fabric stash and donating her sewing/quilting supplies, please send written notes or email messages to the following addresses.

Ed Anderson
202 Seeley Street
Brooklyn, NY 11218
ed.anderson01@gmail.com

Guild News & Notes

6

Community Quilts

At the end of the July 2023 summer retreat, Carol Lieberman reported that 27 quilts and 35 pillowcases were left at the Heritage Retreat for the [Hole in the Wall Gang](#). Leona Shapiro added 3 lap quilts as well. In September, the team received 2 quilts.

In addition, the Comfort Quilt team, spearheaded by Dori Dietz and Leona Shapiro, distributed 5 twin-sized quilts to [Breaking Ground](#) and 4 baby quilts to [Ruth's Refuge during the summer](#). In September, the team gave 10 Comfort Quilts of varying sizes to Ruth's Refuge and collected 6 quilts at the September meeting.

34 ABC Quilts were collected in June, making the total for the September 2022–June 2023 year 199 quilts. Jenn Arzberger also reported that we received a thank you letter for a donation that went to mothers of babies at Wycoff Hospital (Wycoff Heights Medical Center). To start off our new 2023–2024 quilting year Jenn collected 27 ABC and 4 premie quilts.

Six Veteran's Quilts quilts were delivered to the St. Albans Veterans Hospital in July. In September, the team received 1 quilt.

Quilts-4-Cops: Diane Prior-Holland collected 6 Quilts-for-Cops. As of September she had collected a total of 50 quilts of which 36 were given to Post-9/11 families. Diane said:

"The Quilts-4-Cops Quilting Bee was wonderful. We completed quite a few tops and blocks that will be used to complete new quilts. I thank everyone who participated and those who gave me quilts from the bottom of my heart. After a few days of rest, I'll be sewing again for the 2024 recipients.

~ Debbie Safian

Labor of Love

How does one deal with loss, especially a loss that is at first broad and finite, but becomes unceasing, affecting a community of people originally connected mostly by profession?

If you are Diane Prior-Holland, you quilt, and eventually your passion enfolds that community which has evolved to welcome an expanded group that includes post 9/11 families. With Diane's daughters Rochelle and Vanessa, the community of work called Quilts 4 Cops: A Labor of Love works to honor loss and memory.

Each October a collective of quilters spends a day sewing, by hand or by machine, at a Quilting Bee held at One Police Plaza. Each year attendees are hosted by the New York City Police Department. This year:

Over thirty quilters that reside within the five boroughs of New York City attended the Quilts4Cops.org Labor of Love Quilting Bee. These women represent various quilting guilds, some of which are the Brooklyn Quilters Guild, Staten Island Quilters, "Quilting Queens" Guild -Queens N.Y. Quilters, and The United Federation of Teachers, Brooklyn campus. <https://quilts4cops.org/blog/>



round fabric Art bowls

Here are a few of the round art bowls that were made at Kirsten Fisher's class. Others are still finishing their bowls. For more information, contact Kirsten at kfwillows@gmail.com.



Etaine Kosik



Lily Leong



Lisa Benson



Leona Shapiro



Lisa Vosper

NOW CARRYING DOLL CLOTHING SUPPLIES



SEW BEARY SPECIAL
 718-951-3973
 1025 EAST 28 STREET
 BROOKLYN, NY 11210
sewbeary@aol.com
A SHOPPE FOR QUILTERS

"Where I'm always happy to show you how to do it easier, faster and more fun way."
 Cotton Fabrics, Books, Rotary Tools & Templates
 Digital Longarm Quilting Services
 Sewing & Quilting Classes Available
 Guild Discount Honored
 Open by Appointment

Marcie Brenner, Owner
 Master Certified Sewing Educator



Easy Piecing

New Aboriginal
 Fabrics, Sashiko
 & Boro Supplies,
 Japanese, Silk &
 Shweshwe Fabric,
 Embroidery Kits

www.easypiecing.com
 open by appointment only

easypiecing@gmail.com

Going to Houston

8

I was lucky enough to be asked by my publisher, C&T, to go to the International Quilt Market in Houston this last October to present my book *Round Fabric Art Bowls*, at a Schoolhouse session. A school session is a 15- or 30-minute session, done in a classroom setting. There are several sessions going on at the same time. They are mainly attended by shop owners and media to learn what is new on the market.



The International Quilt Market is the wholesale trade show for the quilting industry. There were companies from many different parts of the world selling everything needed for quilting and then some.

The sewing machine companies were showing off the latest models, and even Featherweight had a stand, even though the sewing machines are no longer being made. True believers are still buying parts for the machine.

And of course there was fabric, fabric, fabric and more fabric. Because these fabrics will be shipped to the stores in the spring of 2024, most were pastels and flowers. Some of the big fabric manufacturers like Moda were also representing several smaller companies, which made their stand fun to explore.


Kits were a big item at the show. Many small companies showed quilts made from kits, with the pattern and the fabric packaged and ready to go.

Most of my time at the show was spent working. Besides doing a presentation of my books to around 130 people, I also did a book signing and a demonstration of how to

make the fabric bowls. I met a lot of really nice quilters, the majority were shop owners.

An extra unexpected treat was to get a first look at all the wonderful quilts at the Houston Quilt Show. Because it was not open to the public yet, and most people at the trade show were busy buying and selling, I had the show almost to myself.

There were so many beautiful quilts, and for several of the quilts the craftsmanship was at a level I have never seen before. The winning quilt was made by Deborah Hyde and is a portrait of her granddaughter. It was so beautifully executed, and the details made you want to spend an hour just admiring how well it was done.



I walked out of the show with a whole new appreciation for the art of quilting, the part where the layers are stitched together. The quilts that really stood out for me were the quilts where the quilting was allowed to add a whole new dimension to the

patchwork. For example, the quilt pieced by Koleen McDowell after a pattern from Pride & Joy Quilting, was a good example of very fine quilting.

In this quilt, quilted by Jefferson Williams, the very simple quilting lines add life and personality to the lion's face.

All in all, it was a busy and wonderful experience. I was gratified to see the interest in my book and I enjoyed seeing beautiful quilts and meeting many lovely people.

~ Kirsten Fisher



Tessuti Apron Pattern

Looking for a new sewing pattern?

Ready to learn new skills?

Want to sew your precious stash?

Need fun gifts for people who have everything?

Get ready to sew a tunic style, crossover apron!

Members have inquired about the apron I wore at the September meeting. Here's information to get you started on making your own apron. AND if you need a bit more guidance, we are planning a workshop after the January meeting for a maximum of 15 people. I'd like to get you sewing the Tessuti apron! We will have more information in the December Bee.

Tessuti Fabrics is an Australian company that sells fabric and supplies. Tessuti has a presence on Instagram, Pinterest and Facebook. I found the Tessuti Apron Pattern to be a versatile pattern for myself and friends. I have sewn this pattern in cotton, linen, denim and lightweight upholstery fabric.

The pattern is free on their website. If you're printing it at home you will tile and tape 23 pages together. Tessuti offers a blog post about PDF printing. Your pets will love to help with this! I scrambled on the floor to tape mine together. I used Swedish tracing paper over the taped pattern to use on the fabric layout.

The PDF file may be sent to printing companies. Copy shop printing saves you time. Inquire about the printing price to see if it meets your needs and budget. I've heard good things about the small businesses *Brooklyn Motif* and *PDF Plotting*. Perhaps you can recommend another company?

The pattern has 4 pieces. The apron body, straps, pocket and a facing make up the finished product. The facing conceals stitching for a neat finish. I add a label to the pocket. I include a hanging loop too. I stitch the hanging loop under the facing.

Instagram has plenty of stylish Tessuti apron posts. YouTube videos are available for free. Sewing Therapy with Sara has a succinct YouTube video on Tessuti apron construction.

Get ready to sew! Use the good fabric! You deserve it!

~ Christine Augenbraun



FENCE SHOW SET UP, WRAP UP AND THANKS

10

Wow! Bk Quilters Guild members rock! Over 1,150 attendees viewed 50 amazing quilts on exhibit at the 2023 Going Green Fall fence show. For the first time, quilts were hung along Prospect Park West, and that too helped draw in pedestrian traffic. THANK YOU!! to all volunteers for show pre-planning, show registration and quilt drop-off, fence cleaning, set-up (including signage and table-lugging), quilt hanging and “white-gloving”. It took a lot! Extra thanks to those who worked behind the scenes and to those who doubled or tripled up to fill shift gaps. Please join us in sharing special acknowledgements to:

Ellen Piccolo & Joyce Crupi (show curators), Jen Horan, Valerie Turer, Mara Lurie,

Debbie Breckenridge, Chris Petersen, Micki Segel, Alice Braziller, Chris Janove, Andrew Ve Hansen, Martha McDonald, Mara Lurie, Johanna Bjorken, Kate Haller, Leona Shapiro, Madi Appell and Martha Musgrove.



Also, a big thank you! to

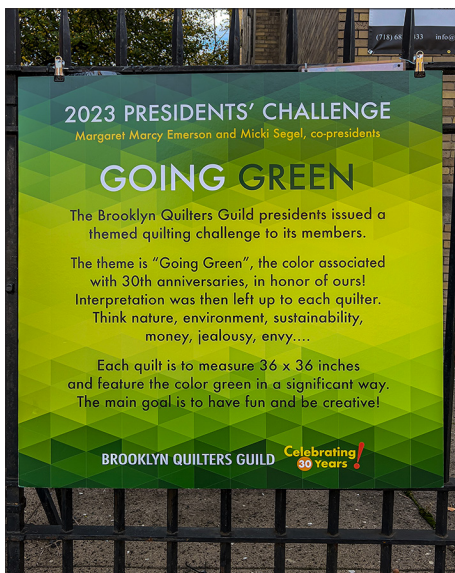
Larry Sapadin for offering to photograph the quilt show... we’re all jazzed up and excited to see and circulate the show documentation once it’s ready for release!

How cool is it that it took at least about 400 volunteer hours combined to showcase our collective creativity and quilting talents to friends, community and passers-by? Such a beautiful show and a joyful day!



Morning fence cleaning crew: Wilda Smith, Jen Horan, Chris Petersen, Valerie Turer, and Susannah Laskaris





Ellen Piccolo, Susannah Laskaris and Margaret Marcy

Much of the success of this show is built on the creative organizing and leadership of the past show coordinators.

Thank you all! past and present Margaret and Susannah

FENCE SHOW POST SCRIPT: CONSIDER THIS...

- Show feedback is welcome! Please tell us what worked about the show and what changes/improvements you would suggest for future fence shows?
- Already wondering.. "what's the Spring 2024 fence show theme?"
You tell us! We'll post suggestions at the Nov./Dec. Guild meetings.
- 2024 Spring Fence Show: We are looking to mentor/partner with members interested in learning how to organize a fence show. Consider taking on one part of the planning. It's a great way to collaborate with other members who have overseen the fence show, develop new work skills, and prep toward co-coordinating a future fence show...AND expand your mind or build your resume!

And, with the 5th fence show behind us, there's is no re-inventing the wheel here. We're happy to discuss details anytime.

Please send your responses/feedback to Fence Show Co-ordinators:

Margaret Marcy Emerson: Margaret.marcy@gmail.com. Cel 917-374-7718

and

Susannah Laskaris: susannahlaskaris@gmail.com
Cel 718-619-9020

JANUARY 2024

Brooklyn Quilters Guild Round Robin Challenge begins

12

BY MICKI SEGEL

It is not too early to begin preparations for our guild's Round Robin challenge which will begin at our January meeting. A Round Robin is a quilt that is started by one person (the "owner") who makes a center block that is passed to another quilter who adds a border of his or her choosing and then passes it to the next person who does the same. We will continue to pass the quilts to each subsequent maker at the February, March, April and May meetings. The last Round Robin participant will bring the top to the June meeting when it will be shown and returned to its original owner.

Last year we had thirty (yes 30) members participating in this challenge and the end results were incredible. (You can view them on our website.)

This year the rules for the Round Robin challenge are slightly different:

1. The original block must be no smaller than 13 inches square and can be as large as 18 inches square. A larger size is suggested. The block does not have to be square.
2. The original block must have been created by the person who submits it as its "owner". It can not be an orphan block that you found on the scrap table or were given by a friend. You must have made it.
3. The original block needs to be accompanied by coordinating fabrics that others can use in their construction of the rounds.
4. Each successive quilter will add fabric to the stash that is passed along with the quilt.
5. Place your original block with the coordinating fabric in a 2-gallon sized zip lock bag that will be provided by the Guild and include a sheet of paper that has your name on it. Each successive maker will add their name to this sheet of paper as the quilts get passed to ensure that we know who worked on each quilt.
6. Be sure that you are able to dedicate time each month to this challenge before you decide to participate. Each month you will need to bring the quilt that you worked on to the meeting where it will be handed off to another maker. If you are unable to attend a meeting you will need to keep the quilt and add another round.

Below is one example of a Round Robin Quilt from last year showing how it grew and evolved. Thanks to Christine Janove for this example.



Top: Full quilt with 3 borders
Left: 1. Original block; 2. First border; 3. Second border

Events of Note

COMPILED BY KATIE O'BRIEN

SAQA Regions: View Arts Center September 30 – November 25, 2023. Featuring a selection of art quilts by members of the NY-NJ Studio Art Quilt Associates (SAQA). Members Christine Janove and Barbara Danzi are exhibiting in this show.

<https://www.viewarts.org/experience/experiences/bycontrast/>

Ellen Piccolo, Prince Street Gallery, October 31 – November 25, 2023. Guild member Ellen Piccolo's work will be on view in November (see graphic below). More information will be available as the date for the opening approaches. <https://princestreetgallery.com/exhibitions/upcoming-exhibitions/>

Beautiful Debris, Gowanus Dredgers Boathouse, Saturdays in November: 11/4 – 11/25. The show features the work of Sandye Renz and Kaori T. Natsume. See card below.

A Dark, A Light, A Bright: The Designs Of Dorothy Liebes, Cooper Hewitt Museum, through 2/4/24. American textile designer, weaver, and color authority Dorothy Liebes (1897–1972) had a profound influence across design fields, helping to shape American tastes in areas from interiors and transportation to industrial design, fashion, and film.

<https://www.cooperhewitt.org/channel/dorothy-liebes/>

ONLINE RESOURCES YOU MAY ENJOY:

The Smithsonian National Museum of American History's entire quilt collection is online: <https://tinyurl.com/2p9ry2n3>

Textile Talk from SAQA:

Sewing & Survival: Native American Quilts From 1880 – 2022
<https://tinyurl.com/yc2yuuur>

Heritage Quilters

Resource Center For Women & Ministry in the South, Inc.

<https://rcwms.org/2023/jereann-king-johnson-quilt-show-a-short-film/>

<https://heritagequilters.net/quilt-gallery/>



Beautiful Opening
Saturday, November 4, 1-5pm
Gowanus Dredgers Boathouse
165 2nd St. Between Bond & the Canal, Gowanus, Brooklyn 11231

Bring items that need pockets. Fabric for pockets will be available or bring your own. The show, and pocket making, continues every Saturday in November, 4, 11, 18, 25, from 1-5pm.



PSG Prince Street Gallery

ELLEN PICCOLO A JOURNEY

October 31 - November 25, 2023

RECEPTION

Thursday, November 2, 2023
5-8pm

GALLERY HOURS

Tuesday - Saturday, 11-6pm
www.princestreetgallery.com

Reflections, Vicki's Boat, 47" x 32"
cotton fabric, cotton batting, 2023

2023 AND 2024 RETREATS

Cross Roads in New Jersey

14

Cross Roads is a camp and retreat facility located in Port Murray, NJ, one and a half hours from Brooklyn. Information about Cross Roads can be found on the website, www.crossroadsretreat.com.

2024 Cross Roads retreats

Sunday–Friday, February 18 – 23

Sunday–Friday, June 2 – 7

2024 June Weekend!

Friday–Sunday, June 7–9

All mid-week retreats are for 5 nights and 14 meals.

Want to come? Interested? Or questions?
Martha Musgrove (marf86@hotmail.com) or
Susan Aronoff (susan.aronoff@gmail.com).

Heritage in Connecticut

The Heritage Hotel is a Spa and Conference Center in Southbury, CT, about one hour and 45 minutes from Brooklyn. For more information, go to:

<https://www.heritagesouthbury.com>

2024 Heritage retreats

April 24–26 (package); extra days 4/22 & 23

July 23–25 (extra days 7/22 & 23)

October 23–25 (extra days 10/21 & 22)

If interested, please contact Carol Lieberman, 917-439-9549, or email: clieber@verizon.net.

More detailed information on the retreats
can be found on the Guild's website at

<https://www.quiltbrooklyn.org/retreats>.



BLOCK OF THE MONTH



The October Block of the Month was a Halloween Lantern block. The winner of many delightful blocks was Katie Mahoney.



Can Tabs for Cash

Let's recycle and help RMHNY families! Little things can make a big difference.

Ronald McDonald House NYC accepts pop tabs from soda cans, energy drinks, vegetables, soup cans, etc! They can come from any aluminum cans.

"It takes approximately 1,100 pop tabs to equal one pound. We typically receive between \$0.40 to \$0.50 per pound. This program brings in an average of \$3,000 each year." These dollars are used to support families living at Ronald McDonald House NYC.

We will start collecting the pop tabs in December!

Note: the information about this came from new member Nina Edelman who lives near the RMHNY and is willing to deliver them.



Resources for Recycling, Repurposing and Composting

The three organizations below include education as part of their missions. Check the links for more information and volunteer opportunities.

Big Reuse

Big Reuse seems to do it all: composting; selling new and vintage clothing, appliances and home goods.

Mission Statement: Big Reuse advances New York City's sustainable urban environment through circular economy programs that divert waste from our landfills and reduce greenhouse gasses in the atmosphere.

<https://bigreuse.org/>

Fabscrap

"FABSCRAP is your one-stop textile reuse and recycling resource."

<https://fabscrap.org/>

Grow NYC

Grow NYC provides us with our farmers markets, many composting and several textile collection sites. Sadly, since COVID, many of their collection sites are no longer accepting textiles though Brooklyn has more venues than the other Boroughs. <https://www.grownyc.org/>



November 2023 - BOM

Tis the Season

Just in time for the upcoming holidays, we *present* "Tis the Season" for November's BOM. The technique featured is self-sashing and it uses October's snowball technique. A simple string of blocks can make a lovely table runner.

Enjoy - Linda McNeely & Heidi Swanson

Self Sashing is when the block design provides the sashing so you do not need additional strips to separate rows or columns in a quilt.

Tis the Season

Technique = Self Sashing

Block finished size of 8 ½" w x 14 ½" h

¼" Seam allowance



Fabrics & Cutting

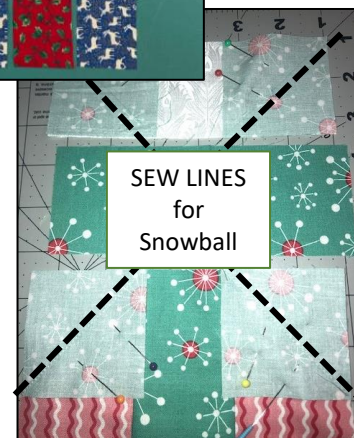
For those who may use the blocks together, we suggest white-on-white for the sashing and a red corner square. The gift and bow fabrics should be contrasting materials so the bow stands out.

CUT:

- Gift fabric - (2) 2 ½" x 8 ½" strips
- Bow Fabric – (1) 2 ½" x 6 ½" strip; (1) 2 ½" x 8 ½" strip; and (4) 2 ½" squares
- Background – (1) 2 ½" x 6 ½" strip (examples shown use same fabric as sashing)
- Sashing – (1) 2 ½" x 12 ½" strip; (1) 2 ½" x 6 ½" strip
- Corner – (1) 2 ½" square

Assembly

1. Sew two 8 ½ gift strips to each side of the 8 ½" bow strip.
2. Snowball 2 ½" squares to the top of the gift.
(Refer to Oct BOM for a snowball technique refresher.)
3. Sew 2 ½" bow fabric strip to the top of the gift
4. Snowball 2 ½" bow squares to the end of background strip and add that strip to the top of the gift
5. For sashing:
 - a) Sew 12 ½" sashing strip to the left side of the gift
 - b) Sew corner square to 6 ½" long sashing strip AND add that to the top of the gift.
6. Refer to the photos for placement.



SEW LINES
for
Snowball

Bring your block to our next guild meeting to enter the lottery and win that month's collection of blocks! If you can't come to the meeting, you can enter by sharing your block on our BOM. Facebook page by 10 am the morning of the Guild Meeting. Each completed block give you a chance to win, whether you are present at the meeting or not. Blocks will be collected from those attending the meeting in person. Everyone else will privately mail their blocks to the winner.



facebook.com/groups/838028493370905