The Brooklyn Bee

BROOKLYN QUILTERS GUILD MONTHLY NEWSLETTER

June 2019

Volume 26
Issue 10

NEXT MEETING
June 15

POT LUCK LUNCHEON
page 3

BLOCK OF THE MONTH
page 8

BALLOT FOR NEW OFFICERS
page 3

Dear Guild Members and Friends,

Welcome to Summer! I was so pleased to be at the May meeting and to see all your beautiful friendly faces. It will take me forever to show my appreciation for the prayers, love and well-wishes I received from you all. Also thank you for the beautiful quilt which I have slept under many times already.

As we get closer to our summer break I hope you are actively planning your quilts for our 2020 quilt show and quilt challenge. Although we have hit a glitch with the venue we will find solution. Please attend show planning meetings if you are available. Remember it is our show so your input is important. When we get back in September it will be all hands on deck. Please don't forget to renew your membership and volunteer to be on a committee so we can continue to run our Guild like a well-oiled machine.

Finally, I am grateful for:

- the charity quilts
- our hospitality team,
- our greeters/membership team
- the ABC quilt team and
- our board, for all the hard work during my co-presidency.

I am so proud to part of this organization.

Have a great summer and see you in September.

Happy Quilting,

Sylvia Hernández
Co-President

2018–2019 Brooklyn Quilters Guild

OFFICERS

Co-Presidents
Sylvia Hernandez
347-723-3916
sylvia@brooklynquiltgirl.com

Jody Leight
973-673-7354
j_cyberbunny@yahoo.com

Co-Vice Presidents
Linda McNeely
718-440-4343
lmcneely07@gmail.com

Andrew Hansen
646-623-3063
andrew.ve.hansen@gmail.com

Secretary
Trudy Reeves
718-415-2955
trudyreeves@yahoo.com

Treasurer
Ruth Marchese
718-625-7233
BQG.treasurer@gmail.com
ruth.marchese@yahoo.com

Membership
Mary Hawley
718-398-3234
bqg.membership@gmail.com

COMMITTEE CHAIRS

Easy as ABC/Kid's Quilts
Jennifer Arzberger
917-685-6712
jennarzberger@optimum.net

Block of the Month Co-Chairs
Virginia Dorris
ginnydorris@gmail.com

Robyn Bellamy
646-423-9916
robynbellamy@gmail.com

Challenge Quilt Co-Chairs
Kathy O'Leary
718-836-2248
fourboysko@gmail.com

Chris Petersen
718-680-7809
quiltfun@hotmail.com

Comfort Quilts
Dori Dietz
718-853-2153
doridietz1@gmail.com

For Your Information
Debbie Breckenridge
917-439-8272
debbie_breckenridge@yahoo.com

Halo Quilts
Kathy Clarke
646-261-1786
kathyquilts@verizon.net

Hole in the Wall
Carol Lieberman
718-769-5233
clieber@verizon.net

Hospitality Co-Chairs
Carolyn Alexander
347-267-4261
cacalexander3@gmail.com

Carol Sullivan
917- 495-6315
sulliquilts@aol.com

Leni Abel Quilt Fund
Madi Appell
718-434-0647
NYCfash@aol.com

Meeting Raffle
Sandra Steinberg
917-885-8261
citydancer2@aol.com

Nominating Committee
Madi Appell
718-434-0647
NYCfash@aol.com

Retreats — Heritage
Carol Lieberman
718-769-5233
clieber@verizon.net

RMcD House Pillowcases
Robin Engelman
917-689-0402
raengelman@gmail.com

2020 Show Chairs
Madonna Connor
madonna49@verizon.net

Jody Leight
J_cyberbunny@yahoo.com

Show &Tell
Pat Decker
212-300-6285
patdecker@earthlink.net

Show and Tell Photography
Margaret Marcy Emerson
917-374-7718
margaret.marcy@gmail.com

Soldier Quilts
Sarah Vinson
718-934-7267
srhgvn@aol.com

Sunday Bee
Madonna Connor
718-748-6512
madonna49@verizon.net

Vendors
Madonna Connor
718-748-6512
madonna49@verizon.net

Carol Lieberman
718-769-5233
clieber@verizon.net

WEBSITE
Mary Hawley
718-398-3234
mhawley.brooklyn@gmail.com

Margaret Marcy
917-374-7718
margaret.marcy@gmail.com

Save the Date
The next HOPS Bee will be held on Monday, October 7, 2019

Something to share? Deadline for submissions for the September 2019 issue of *The Brooklyn Bee* is 9 a.m., Monday, July 29, 2019.

Please email them to:
texasmcd@hotmail.com

The Brooklyn Bee

EDITORS
Susan Aronoff
Debbie Breckenridge
Martha McDonald

BEAT REPORTERS:

AREA QUILT SHOWS
Martha Musgrove

BLOCK OF THE MONTH
Robyn Bellamy, Ginny Dorris & Margaret Marcy Emerson

MEET THE QUILTER
Margaret Pross

PINCUSHION CORNER
Madi Appell

SEW KNOW
Marcie Brenner

TIPS N' TOOLS
Alice Braziller

COPY EDITORS
Lyn Hill
Mara Lurie

Join Us at Our Monthly Meetings

GUILD MEETINGS

Usually third Saturday of the month, except July and August.
NEXT MEETING: JUNE 15, 2019

Holy Name of Jesus Church, Shepherd's Hall
245 Prospect Park West (entrance to Shepherd's Hall in back, off the parking lot).
Business Meeting: 9:45 a.m. Members welcome.
General Meeting: 11:00 a.m. Members: free, guest fee: $5.

Transportation:
Bus: B68 to last stop at Prospect Park West.
From Park Slope: B67 and B69, to Prospect Park West & 20th St.
From Red Hook: B61 via 9th St. to Prospect Park West.
Subway: F train to 15th Street/Prospect Park.
Parking available.

SUNDAY BEES

Second and fourth Sundays of the month, 10 a.m. – 4 p.m. Bring your sewing machine and lunch and spend the day.
Featuring Scrap Workshops led by Donna Rae.

Marien-Heim Senior Center
4520 Fourth Avenue at 46th Street, Sunset Park, Brooklyn.
For more info, call Madonna Connor at 718-748-6512.

JUNE END-OF-YEAR POTLUCK LUNCHEON

LOOKING AHEAD TO THE JUNE MEETING, we are planning our usual end-of-the year potluck luncheon. The organization is as follows. If your last name begins with:

A–D **Bring a Dessert**

E–G **Bring Drinks (juice, seltzer, soda)**

H–L **Bring a Main Course**

M–Z **Bring an Appetizer or Salad**

Show Time!

The next show-planning meeting will be held on June 9 at the Marien-Heim Senior Center in Sunset Park (4520 Fourth Avenue) at 2 p.m. The meeting is open to all members. If you are chairing a show committee or thinking of chairing one, you are encouraged to attend. If you are chairing a show committee or thinking of chairing one, but you cannot be at the meeting, please get in touch with Sylvia (sylvia@brooklynquiltgirl.com) or Jody (j_cyberbunny@yahoo.com). Many tasks can be completed even if you are not able to attend meetings, as long as we know who is taking responsibility for the various tasks and we're all clear on the timeline.

~Jody Leight

CALL FOR VOLUNTEERS FOR SOLDIER QUILTS

Sarah Vinson is stepping down as chair of the Soldier Quilts, so we are looking for a new person to head up this valuable activity. If you are interested, please contact Jody Leight, j_cyberbunny@yahoo.com, or Sarah Vinson, srhgvn@aol.com.

The Brooklyn Quilters Guild

ELECTIONS

Proposed Slate of Officers 2019-2020

Co-Presidents:

☐ Margaret Marcy Emerson/Andrew Hansen

Co-Vice Presidents:

☐ Farrah Lafontant/Michael Sengstack

Secretary:

☐ Micki Segel

Treasurer:

☐ Anna Fike

Co-Membership Secretaries:

☐ Mary Hawley/Trudy Reeves

Print this ballot and mark your vote by placing an "X" next to the nominees' name.

Although there are no opposing candidates for office, it is imperative that the membership approve the ballot.

Ballots must be received at the beginning of the June meeting. They should be submitted in a closed envelope with your name on the envelope and will be counted at the June meeting.

If you cannot submit your completed ballot at the meeting, you can mail it to:

Madeleine Appell,
15 Wellington Court,
Brooklyn, NY 11230.

Your Vote IS Important!

NEW P.O. BOX

The Brooklyn Quilters Guild
P.O. Box 150198, Van Brunt Station
Brooklyn, NY 11215-0198

2019 SMALL QUILT CHALLENGE:

The Natural Wealth and Beauty Which Is Ours

KATHY O'LEARY AND CHRIS PETERSEN, CO-CHAIRS

This year's theme was inspired by a quote from John F. Kennedy:

> ***"It is our task in our time and in our generation to hand down undiminished to those who come after us, as was handed down to us by those who went before, the natural wealth and beauty which is ours."***
>
> From the March 3, 1961 address of John F. Kennedy at the dedication ceremonies of the National Wildlife Federation Building.

Let's use this eloquent quote to inspire us to make small quilts which celebrate the beauty of the natural world around us. You could be motivated by a meaningful photo, a favorite landscape, a poem, a trip to a national park or botanic garden. Your theme could be beaches or oceans, sunrises, sunsets or constellations. Or you could choose to make a modern or traditional block using fabrics showing or suggesting flora or fauna. Your quilt might inspire the protection of our beautiful planet. The only limitation is that the quilt must be 20 by 20 inches—no larger, no smaller.

REQUIREMENTS:

- 20" x 20" quilts only
- Hanging sleeve attached
- Quilt label on back with your name and quilt's title
- The completed form pinned to the back of your quilt
- Due at our September guild meeting: 9/21/2019

Submitting more than one? Please prioritize in case we are able to use only one.

Contact us with any questions, or to arrange to hand in your quilt early if you will miss the September meeting. Please do not ask to hand in your quilt after the September 2019 meeting. PLEASE be sure to follow the guidelines so that we may include your quilt in exhibits.

CONTACT:
Kathy O'Leary: fourboysko@gmail.com or Chris Petersen: quiltfun@hotmail.com

---

2019 20" x 20" **THE NATURAL WEALTH AND BEAUTY WHICH IS OURS** Challenge

Quilter's Name _____ phone # _____

Email _____ May we include your email address in an exhibit brochure?

yes_____ no_____

Quilt's Title _____

Techniques & materials used _____

_____

Three-sentence statement _____

_____

_____

_____

photograph © Andrew Otto Gordon

QUILT LABELS: TIPS FROM MEMBERS

Here are some tips from our members on how they make their quilt labels.

Sister Margaret Kelly
To make quilt labels, I usually use muslin. The information placed on it is usually done with a thin black Sharpie and some embroidery cotton.

Madi Appell
I added a leftover motif from the front of the quilt to this label. Then I used permanent marker to write the title, my name and the year the quilt was completed.

Joyce Austin
I make labels for quilts using my printer. I have tried different methods and products.

1. I've used Bubble Jet Rinse and Bubble Jet Set products to prepare my own fabric for passing through the printer. The fabric is prepared, and then ironed onto waxed paper for stability, and then passed through the printer. I have used both ordinary household waxed paper and purchased precut sheets. The precut sheets are much easier. This method is inexpensive, but time consuming.
2. I have also tried two brands of printable fabric. The fabric is already prepared and attached to paper that can be run through the printer. The June Tailor brand is priced very reasonably, however, the fabric is very stiff. It is almost impossible to pass a hand needle through it. I will not use this one again. I obtained Dritz printable fabric from a local quilt shop. The fabric is nice. It is a bit more expensive, but certainly worth it. The only issue with it is that if it sits too long on the shelf, the paper becomes difficult to peel off the back. I have been told that a soak in warm water will help with that, but who needs the hassle?
3. My favorite product for printing labels is "EQ Printables" (from the Electric Quilt Company, available through many outlets). The fabric is silky and soft, like a high-quality batik. There are different weights of fabric to choose from. The fabric is attached to a plastic sheet, not paper. The sheets move through my printer with no problem. Best of all, the manufacturer says that the paper can stay on the shelf forever, and there will be no problem getting the backing off of the fabric. The drawback is the price. This is the only product I will be using to make labels in the future, regardless of the high price tag.

Debbie Breckenridge
I typically use the embroidery stitch on my machine to embroider my name and the year the quilt was finished on cotton fabric. But for special projects, I'll do photo transfer using my computer and scanner, along with fabric sheets that can be used with my printer. The photo shows a label on a quilt I have that was made by six of my friends and me. This label features both embroidery and a photo. ❖

Quilt label by Debbie Breckinridge

Quilts for Fire Victims

With the approval of the Guild given on May 18, we are arranging to give comfort quilts to those who lost all their worldly goods in the fire in Sunset Park several weeks ago. We will be sending out a message through Minnea, one of those who lost her apartment, trying to reach others who were displaced because of the fire.

While we have some quilts that are ready to go, there are 54 units in the building, and people will not be able to return for at least a year, so we plan to continue to produce quilts for these folks. Some individual Guild members have quilted some of the quilts on their long-arm machines. If these folks want to quilt another (or more), Dori will be happy to deliver them (dordlightning@gmail.com). We are also trying to arrange for Joe to quilt 20 (or more) quilts at his factory.

These will need to be trimmed and bound before they can be given to people, so we will need many of us to volunteer to bind these quilts. We continue to receive tops and make backs for them, and as people will be out of their homes for at least a year, we believe that more quilts will be needed.

This fire, as you know, is as devastating as that in Massachusetts. At that time we gave 25 quilts to people who had lost their homes to fires and explosions. We would like to thank each and every person who has and will volunteer their time to complete a quilt or two. These quilts mean so much to those who receive them.

~Dori Dietz

Diane Pryor-Holland was the winner of the May Block of the Month. Congratulations to Diane!

SEW SMART

Tips N' Tools

Hello everyone.

Welcome Summer!

I just read about this ingenious home-made pin cushion that whet my summer appetite for some swimming. You know those noodles that people used to stay afloat in the pools? A quilting teacher described cutting one up In three-inch sections for her beginning students to use as pin cushions. The photo below tells all you need to know. Why didn't I think of that?

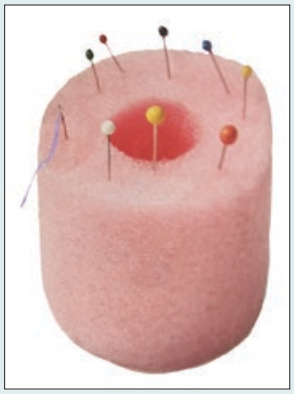

And tips from two of our members:

From Margaret Kelly:
"To draw a line, instead of a pencil, use an art drawing pencil that is softer. The marking shows up darker."

From Jody Leight:
"I've learned that the sharpeners designed to be used on eyeliner pencils, available and cheap at any drugstore, give a good point on chalk pencils for marking quilts, and the points don't break off as often as they do with regular pencil sharpeners."

Summer is a great time for retreats. So keep your eyes and ears open. Remember if you see an interesting tool or discover an indispensable tip, be like Jody and Margaret and SAY SOMETHING.

Happy summering,
Alice

Alice Braziller
917-557-0112
albraz@nyc.rr.com

IT'S TIME TO RENEW YOUR Membership

BECOMING A MEMBER OF OUR GUILD PROVIDES opportunities to meet fellow quilters, make friends, get inspired, share your work, and so much more. Go to our website, www.quiltbrooklyn.org, to download the membership form or you can get it at the meeting.

MEMBER BENEFITS INCLUDE:

- Ten monthly meetings each year (September–June). Meetings feature show and tell, monthly raffle, block of the month, and vendor table. Meetings may include workshops or trunk shows.
- Twice-monthly Sunday Sewing Bees.
- Opportunity to show work at each Guild meeting Show and Tell.
- Opportunity to take part in our Guild-sponsored workshops, classes, bus trips, and special events.
- Opportunity to participate in the Block of the Month, with detailed instructions each month, and a chance to win the month's blocks.
- Opportunity to join in our many Guild-sponsored charitable quilting projects.
- Ten issues of our monthly newsletter, *The Brooklyn Bee* (September to June), providing Guild news and Block of the Month instructions, notices of shows and exhibitions, and other articles of interest to quilters.
- Opportunity to participate in quilt retreats.
- Opportunity to show quilts in our biennial quilt show.
- Discounts at many local quilt shops.

The Guild membership fee is $60/year.

Make checks payable to The Brooklyn Quilters Guild.

After the May meeting, Sarah Vinson demonstrated how to enlarge a block.

MAY Charity Quilt Collection

5 Comfort Quilts

27 ABC Quilts

23 Preemie Quilts

55 Ronald McDonald Pillowcases

CHARITY QUILT SIZES

ABC Quilts: No less than 32 inches or more than 44 inches. Use colorful fabrics, no beading or buttons.

Halo Quilts: From 48 by 60 inches to twin size. No religious or law enforcement themes. No hand-tied; machine quilting preferred.

Hole in the Wall: 40 by 40 inch lap quilts preferred, up to twin size.

Comfort Quilts: Queen/Full should measure 84 x 94 inches; twin, 64 x 84. Twin preferred.

Soldier Quilts: No smaller than 50 by 60 inches; no larger than 72 by 90 inches. Add a signed and dated label thanking the wounded soldiers.

Labor of Love (HOPS): No smaller than 50 by 50 inches; no larger than 80 by 80 inches. Made in red, white and blue fabrics.

JUNE 2019 BOM

JACOB'S LADDER

It's easy to assemble this quilt block from a combination of quickly pieced 4-patch and half-square triangle units. Each Jacob's ladder block should measure 12½" x 12½" which will finish at 12" x 12" in a finished quilt.

BY GINNY DORRIS AND ROBYN BELLAMY

FABRICS

Color Fabric:
Can be plain or patterned.

White:
Plain white or white-on-white. Make sure your white has no other colors in it.

CUTTING

White:
One (1) strip: 2½" x 26"
Two (2) 4⅞" squares

Color Fabric:
One (1) strip: 2½" x 26"
Two (2) 4⅞" squares



SEWING

Step 1. Four-patch units

1.) Sew the 2½" x 26" white and color strips together lengthwise. Press the seam toward the color strip. The strip set should measure 4½" x 26".

2.) Cut ten 2½" wide segments from the strip. Square-up the leading edge if necessary to cut accurate segments. (Your strip has one extra inch to play with.)

3.) Sew two segments together to make a 4-patch unit. Whites and colors should be positioned diagonally. Press seams in either direction. The 4-patch unit should measure 4½" square.

4.) Make four more 4-patch units from the segments. Set aside.



Step 2. Half-square triangle units

You will create four half-square triangle units (HST) that will be sewn together with the 4-patch units to construct the quilt block.

1.) Pair a white 4⅞" square with a 4⅞" color square right sides together.

2.) Draw a diagonal pencil line on the wrong side of the white squares. Sew ¼" away from each side of the line.



3.) Cut on the line, giving you two HST. Open and press toward the color fabric. Each of your HST should

measure 4½" x 4½".

4.) Repeat to make two

more HST units from the remaining 4⅞"squares.

Step 3. Make the block

1.) Arrange the units into rows as shown. Pay attention to the position of whites and colors in all units.
Row 1: 4-patch, HST, 4-patch

Row 2: HST, 4-patch, HST
Row 3: 4-patch, HST, 4-patch

2.) Sew each row together. Press seams toward the 4-patch units.

3.) Sew the rows together.

Compare your block to the photo to make sure it is correct. *And please write your name in a seam allowance on the back.*

June 2019 Show List

COMPILED BY MARTHA MUSGROVE

Hopes and Dreams: 38th Annual Peconic Quilt Show, June 8–9, Riverhead, N.Y. Presented by Eastern Long Island Quilters Guild. A judged quilt show plus special exhibits, vendors, raffles, silent auction, demonstrations. At Suffolk Community College, Eastern Campus; 121 Speonk-Riverhead Rd. Admission $10 per day; Hours: Sat. 9–5, Sun. 10–4. Guild website: **www.eliqg.com**.

Our Journey in Color Quilt Show, **June 8–9,** East Hartford, Conn. Presented by Greater Hartford Quilt Guild, hundreds of quilts will be shown. Raffles, demonstrations, free parking, scissor sharpening. At Rentschler Field, 615 Silver Lane. Admission: $10 for both days. Hours: Sat. 9–5; Sun. 10–4. Info: **www.ghqg.org**.

Quilt and Fiber Arts Show, June 22-23, Cape May, N.J. Historic Cold Spring Village and Camaco Quilters Guild present their annual show featuring speakers, demonstrations, and vendors. A rare wedding quilt from 1714 is also on display. Address: 720 Route 9, Cape May N.J. 08204. Hours: 10-4:30 both days; admission: $14 for adults, $12 for children ages 3-12. Info: **hcsv.org**, or email snickel@hcsv.org.

Vermont Quilt Festival: Color My World, **June 26–29**, Essex Junction, Vt. New England's largest and oldest quilt festival, this 43rd annual quilt show and contest also includes antique and modern quilt exhibits, classes and presentations, shopping and more. Info: **vqf.org**.

The Nature of Quilting, **June 29–30**, Milford, Pa. This juried show of more than 200 quilts is presented by Milford Valley Quilters Guild. Speakers, demonstrations, vendors and raffles. At Delaware Valley High School, Routes 6 and 209, Milford. (Adjacent to Port Jervis, N.Y.)
Info: **www.milfordvalleyquiltersguild.org**.

Made in New York City: The Business of Folk Art, **Through July 28**, New York City. Exhibit at the American Folk Art Museum, 2 Lincoln Square, features 100 works of art, objects, and textiles including a circa 1867 post-Civil War reconciliation quilt made in Brooklyn, which is on loan from the International Quilt Study Center in Nebraska. **www.quiltstudy.org**. Admission free. Closed Mondays. Info: **www.folkartmuseum.org**.

Sacred Threads: 2019 Biennial Exhibit, **July 11–28**, Herndon, Va. Quilts that express spirituality, joy, grief, peace, healing, inspiration. For info about the organization, the show, and a weekend quilt experience, see: **www.sacredthreadsquilts.com**.

Quilt Odyssey 2019, **July 25–28**, Hershey, Pa. Judged and juried show, workshops and lectures from big-name quilters, special exhibits include Baltimore Album Quilts, quilt appraisals, vendors. At Hershey Lodge & Convention Center. Hours: Tues.–Sat. 10–6; Sun. 10–4. Info: **www.quiltodyssey.com**.

Maine Quilts, 42nd Show, **July 25–27**, Augusta, Maine. More than 500 quilts, antique to contemporary, plus special exhibits and workshops, 40+ vendors. Presented by Pine Tree Quilters Guild Inc. at Augusta Civic Center. Hours all days: 9–5. Info: **mainequilts.org**.

World Quilt New England, **Aug. 15–17**, Springfield, Mass. This 17th annual Mancuso show features the 23rd World Quilt Competition, special exhibits, demonstrations, merchants mall, workshops and lectures. At Massmutual Center, 1277 Main St., Springfield, Mass 01103. Hours: 10-5 all days; admission: $14, children under 16 free, includes readmission. Info: **quiltfest.com**. Deadline to enter the world quilt competition is July 16.

Pennsylvania National Quilt Extravaganza, **Sept. 12–15**, Oaks, Pa. This 26th annual Mancuso show has all the hallmarks of these big shows: National quilt competition, fashion show, special exhibits, merchants mall, classes, etc. More than 600 quilts and quilted clothing on display. Winners and all international entrants in the World Quilt Competition will also be on display. At the Greater Philadelphia Expo Center, Oaks, Pa. Address: 100 Station Ave., Oaks; or for GPS use: 1601 Egypt Road, Phoenixville, Pa. 19456. Hours: 10–6 Thurs.–Sat; 10–4 Sunday. Admission: $15 includes readmission; under 16 free. Info: **quiltfest.com**. August 12th is the deadline to enter the competition, which has a theme of Mid-Century Mod.

CALLING ALL ADVERTISERS:

If you know of a person or business that is a potential advertiser in the Brooklyn Bee, please send contact information to Debbie Breckenridge debbie_breckenridge@yahoo.com.

AT THE METROPOLITAN MUSEUM

1000 Fifth Ave. at 82nd St., New York City
Admission: pay what you want for NYS residents
Info: **https://www.metmuseum.org**

Frank Lloyd Wright: The Taliesin Line, 1955–60, **May 20, 2019 – April 5, 2020**. The eminent architect launched the first commercial venture of his career in 1955, designing a line of affordable home products with designs for fabric and wallpaper based on his architectural style and inspired by specific buildings. The original line was produced by F. Schumacher and Co. and presented in a sample book, of which only 100 were printed. The exhibit in Gallery 599 presents the book and nine examples of the fabric it introduced.

Camp: Notes on Fashion, **through Sept. 8**. The Costume Institute's exhibition for The Met Gala is on view through the summer. Explores exuberance, exaggeration, and humor in fashion since the 17th century. Gallery 999.

Sew Know:
Let's Go Beyond the Basics, Part 10

BY MARCIE BRENNER, MCSE

HERE WE ARE AT THE end of another quilting year with next year seeing our Guild Quilt Show. This column will be devoted to a review of some pointers that have been mentioned before and a few new ones. I turned in a charity quilt pieced by a member that I long-armed to the Guild at the May meeting. This was just squares stitched together (OK, that's fine), but the seam allowances were ½-inch wide, they weren't pressed completely flat, causing a lip or pleat and alternating rows were not pressed in opposite directions (many were twisted); seams were not matched.

Back when the NYC Department of Education had a Bureau of Home Economics, I judged the annual D.A.R. contest for several years. I was looking for beautifully executed items. I awarded prizes to simple projects that were correctly made as opposed to elaborate pieces poorly done. The same can be said for quilts. You can stay in your comfort zone and still produce a work that will be admired. If matching seams on a quick quilt is not for you, then offset them halfway, like Eleanor Burns' Crayon Box Quilt. Correct pressing and seam alignment improves the appearance of the top and the ease of quilting it.

Large charity quilts are handed off to a commercial quilting firm and they just put them up on a quilting machine, no repairing or squaring. They are reluctant to do our quilts because they have to set up each quilt; their machines are made to handle large bolts of fabric, batting and backing. A small number of the quilts are done by Guild members with long-arm machines, and they do not want to have problems either. The machines can get caught in pleats, open seams cannot be repaired once on the frame, seam bulk can cause stitching issues, extra fabric cannot be quilted out. As you are donating your time, so are they.

To maintain a block's measurements try to cut all outer edges on grain to prevent stretching. When working with bias use a gentle hand. Spray starch can be a quilter's friend; used sparingly, it can control out of shape fabrics. Long-armers use it to remove excess fabric on quilt tops. They also use wrinkle release to remove needle holes. Press each section as you stitch, you can still assembly line sew, but before adding another piece to the blocks go to the ironing board. It conserves time to do a bunch of them together, skipping pressing invites trouble. Do not expect that quilting will improve the quilt; they need a good foundation to work with, just like building a building.

SEW enjoy the summer—the September Show and Tell is always the BEST! ❖

THE PIZZA BOX CHALLENGE

BY EILEEN ANDERSON

Some of us who meet on Tuesday afternoons at the Gerritsen Beach branch library took part in the "Pizza Box Challenge" last year. The idea of the challenge was brought to us by Elizabeth Hayes who experienced it at another guild. It works sort of like a "round robin."

The "pizza box" is a 14-inch scrapbooking container into which you put a notebook and six fabrics, each at least one half yard (I couldn't narrow mine down to less than nine fabrics). In the notebook, you write a little something about yourself and also what kind of blocks you would like (or not like) made from your fabric. For example, I wanted sampler blocks which I would sash to make a veteran's quilt and my box contained red, white and blue fabrics.

Eileen Anderson shows off some of the recently completed pizza box quilts.

You're assigned a number which is put on your box along with your name. The block must measure 12 ½ inches unfinished and you can only use fabrics from that box. You also write in the person's notebook a little about the block you made. Every three weeks, the box with your block is passed to the person with the next number. You do not see your own box again until the end of the exchange. What a pleasant surprise to see what others have created with your fabrics!

Sylvia's Quilt

BY ROBIN ENGELMAN

SYLVIA'S QUILT STARTED WITH JODY suggesting that we make a quilt for Sylvia after she announced that she would be having surgery and would be missing from the Guild meetings for a couple of months. I suggested that we ask our members to sign signature blocks. Oh my! What did I get myself into!

So, at a Bee, Chris, Madonna and Jody brought 10-inch squares of fabric and I matched them up with the background squares and the construction of the half-square triangles began. I brought the blocks to the March meeting and had members sign the blocks.

Then the fun started — how to put it together? At the April retreat in Connecticut, I played with ideas and, with the help of the group, we decided on the straight setting. Then what to do with the rows? Together, we decided on a black-and-white sashing. Then the mitered borders and outer border were chosen. Thank you Linda, Chris and Madi for your input — and thanks to everyone else who helped.

By the April meeting, Sylvia's quilt was ready to go to Joyce Austin to be quilted. Thanks to God, Sylvia was back with us at the May meeting and the quilt was ready to be presented to her. It is meant to express our love and tell Sylvia how much we appreciate her and how glad we are to have her healthy and back with us. ❖

Raffle Quilts

BY ROBIN ENGELMAN

This quilt started with a few people falling in love with the fantasia fabric at the Gerritsen Library Tuesday Group. I don't know who brought it in first, but soon everyone had to have some and bolts were purchased and divided up.

Then what to do with it? A block challenge was decided on, so we all made blocks and handed them in to Kathy Clarke. At the retreat, the blocks for the big quilt were chosen and the remainder went to the baby quilt. After the retreat, a half dozen of us got together at Sarah's house and pressed, squared up, sashed and sewed and the quilt tops were born!

They were then presented to the board to see if they would like to use them as a raffle to raise money toward the next show. Sylvia offered to quilt it and then it came back for binding and 'voila!' — raffle quilts.

They will be raffled together as one prize at the September meeting. Tickets are $5 each. I asked that the proceeds go toward the purchase of additional quilt racks, assuming the next show venue provides the space to expand the racks we already have. The last show we really needed about 10 more sections to be able to spread out the quilts, but we managed. If the venue doesn't give us the space to expand, then the proceeds will go to the general show budget.

So everyone, let's buy the raffle tickets at the June and September meetings! We have a good start with $125 from the May meeting! ❖



Minutes of the Executive Board
Brooklyn Quilters Guild — May 18, 2019

Attendees

Co-Presidents Jody Leight and Sylvia Hernandez, Co-Vice Presidents Linda McNeely and Andrew Hansen, Treasurer Ruth Marchese, Secretary Trudy Reeves, and Margaret Marcy Emerson. Farrah Lafontant, Kirsten Fisher, Anna Fike, Madi Appell and Susan Sato.

Treasurer's Report

Ruth presented the Guild's assets and monthly income and expense report, which is shown below and the proposed 2019/20 budget, which will be posted on the Guild website and voted on at the Guild's June membership meeting. The Board discussed adding a Fund Raising Committee. Ruth recommended that since the Hospitality Committee typically has a significant deficit, the suggested donation be increased to $2 per person; the Board concurred.

Guild Income-Expense Reports by Categories
4/13/19 thru 5/16/19

Assets	
CASH AND BANK ACCOUNTS	
Checking	$4,743.88
Lenni Abel Fund	$2,706.04
Petty Cash	$58.25
Savings Quilt Shows	$25,090.70
Scholarship Fund 5101	$97.00
Credit Card	$0.00
TOTAL ASSETS	**$32,695.96**
Income	
Interest on Lenni Abel and Reserve Fund	$0.29
Hospitality	$76.21
Fifty-Fifty	$113.00
Meeting Raffle	$233.00
Membership Dues	$110.00
Bee Mail Fee	$20.00
Guest Fees.	$10.00
Bee Ad	$15.00
Vendors	$50.00
Pole Rental	$350.00
Donations	$400.00
TOTAL INCOME	**$1377.50**
Expenses	
Printing	$228.74
Computer/Software	$65.31
Education (bal. Speaker Fee March meeting)	$600.00
Hospitality	$69.68
Meeting Setup	$40.00
Website	$9.90
Telephone	$111.28
Miscellaneous	$0.10
TOTAL EXPENSES	**$1125.01**
NET INCOME	**$252.49**

Membership

The following information was provided after the membership meeting:

Meeting attendees: 93
Guests: 3
Current member total: 186

Please remember to sign in at the meeting so that we can have accurate attendance data.

Programming

After today's meeting, Sarah Vinson will present a demo on how to enlarge a block. In June we will have the Guild's annual end-of-year potluck. The organization of food contributions was posted in the May Bee and is on the Guild website.

Committee Chair Positions

The Guild still needs volunteers to chair the Hospitality and Soldiers' Quilts committees. New committees are Fund Raising and Technology. The Technology Committee would be responsible for developing new technology for the Guild such as accepting PayPal and/or credit cards through Square, specifically for the 2020 Quilt Show, designing fillable forms for the website, etc., but would not be responsible for the Bee, the website, or the Guild's use of social media. Jody and Sylvia will follow up on finding chairs for all committees.

2020 Quilt Show Planning and Showbook

Any member interested in helping to plan for the show is welcome to attend the June 9th planning meeting at the Marien-Heim Senior Center at 2:00 p.m. Industry City management has indicated that they cannot give us a date for our 2020 Quilt Show and they are uncertain if they can rent us as much space as we had in 2018. Farrah suggested that we contact our City Council members and the Brooklyn Mayor's office to see if they can assist us in getting space at Industry City.

Bed Bugs

The issue of bed bugs was discussed and the following policy was adopted by the Board:

Any member who learns that there are bed bugs in his or her building may not bring fabric, quilt tops, or finished quilts for any purpose (including as donations) to meetings of the Guild, Sunday Bees, committee meetings, or any meetings sponsored by the Guild until the member's apartment and building are certified to be free of bed bugs.

The new policy was announced at the membership meeting.

Meeting Space

The Guild will continue to rent Shepherd's Hall for our meetings next year as no alternative space has been located.

New Business

Andrew suggested that the Guild sign up for Amazon Smile, which when requested, contributes a small percentage of Amazon purchases to nonprofits. Andrew said he will look into signing us up and a decision will be made at a future meeting.

The meeting was adjourned.

Submitted by Trudy Reeves, Secretary



GOTHAM QUILTS

40 W 37th St

Get rewarded for shopping

Our **rewards program** has been a big hit. Come in to get your punch card & start saving today!

New Classes

Go to **gothamquilts.com/classes** to see our full range of classes. What do you want to learn next?

BERNINA sewing machines

We sell and service **BERNINA sewing machines**. Come into the store to test drive the new 570QE!

Gotham Quilts
40 W 37th St
New York, NY 10018
212-220-3958
gothamquilts.com

Mon-Sat: 11am-6pm
Sun: Closed

Late night Thursdays, open 'till 7!

Easy Piecing
Quilting Materials

We carry a wide variety of Sashiko Supplies

- **Pre-cut kits created by Susan**
- **Japanese& Silk Fabric**
- **Shweshwe fabric from South Africa**
- **Ribbons**

www.easypiecing.com
easypiecing@gmail.com

the quilt tree

10% off total purchase
with this ad

thequilttree.com
845.353.1501

Quilting on the Hudson
9 South Broadway
Nyack, New York 10960

sunday	12-6
monday	closed
tuesday	10-6
wednesday	10-6
thursday	10-6
friday	10-6
saturday	10-6

Authorized Bernina Dealer

artBrooklyn
DANIEL MCDONALD

color theory class for quilters
instructor DANIEL McDONALD

artbrooklyn.danielmcdonald@gmail.com

718-776-1900

sewtime.com

Sewtime

SEWTIME SEWING MACHINES

BIGGEST SELECTION OF MACHINES IN THE NYC-AREA

BIG DISCOUNTS & SAVINGS AT SEWTIME!

FREE, UNLIMITED 1:1 LESSONS & PHONE HELPLINE WITH ALL SEWTIME MACHINES!

NOTIONS & ACCESSORIES

BOLTS & BOLTS OF FABRIC

CLASSES FOR ALL LEVELS

EXPERT REPAIRS

TWO CONVENIENT LOCATIONS

QUEENS
78-35 SPRINGFIELD BLVD.
OAKLAND GARDENS
(BAYSIDE), NY 11364

LONG ISLAND
580 OLD COUNTRY RD.
WESTBURY, NY 11590
Inside of Joann's Fabrics

Thinking of Trading in Your Old Machine?

Trade in your Old Machine at Sewtime! You won't believe what it's worth! Call 718-776-1900

BBB ACCREDITED BUSINESS

brother at your side

PFAFF Perfection starts here.™

Husqvarna VIKING®

Viking Available in Westbury Location

NOW CARRYING DOLL CLOTHING SUPPLIES

SEW BEARY SPECIAL
718-951-3973
1025 EAST 28 STREET
BROOKLYN, NY 11210
sewbeary@aol.com
A SHOPPE FOR QUILTERS

"Where I'm always happy to show you how to do it easier, faster and more fun way."
Cotton Fabrics, Books, Rotary Tools & Templates
Digital Longarm Quilting Services
Sewing & Quilting Classes Available
Guild Discount Honored
Open by Appointment
Marcie Brenner, Owner
Master Certified Sewing Educator

Wendy Menard
Mathematics Tutor
Certified Secondary Teacher

SAT, ACT, SHSAT prep, all levels of middle / high school math
wjmenard@gmail.com 917-697-2813

Crafting on the Plaza with M & M

Marla DiForte & Maryann Loiacono
40 Hillview Place
Staten Island NY 10304
718-501-7402; 917-208-1910
jellylady123@aol.com
www.craftingontheplaza.com

Oh Sew Sally!
Look no further!

Find everything you need while shopping in your pajamas!

Kaffe Fassett Collective by Free Spirit featuring Kaffe Fassett, Brandon Mably & Philip Jacobs • Wonderfil Specialty Threads for machine & hand quilting
Quilters Dream Batting • Martelli Products • Rulers, Patterns, Ribbons & more

Visit our ETSY shop online
Available to vend and teach at quilt shows and guilds

ohsewsally.com • 631-225-6672 • ohsewsally@gmail.com

Sew Right Sewing Machines

There's a reason why we're the
"best reviewed most recommended"
Sewing Machine Dealer in New York

The Best Repairs ✂ The Best Selection
The Most Knowledgeable Staff
Integrity and trust built up over the last 42 years

Unmatched Sales & Service on
Bernina... Baby Lock... Husqvarna Viking... Juki
Repairs, parts & accessories for all makes

** Brooklyn Guild Member Savings **
Save 10% off regular priced
Notions and Fabrics purchased over $20
$15 off Repair labor
on the absolute best sewing machine repairs
Over 1200 bolts of cotton fabric
quilting supplies, rulers, threads, batting & more

233-20 Union Tpke
Bayside, Queens NY 11364 718-468-5858
www.sewright.com
Tues-Fri 10-6 Sat 10-5 Closed Sundays and Mondays

BLOOM
Quilt Retreat
& Fabric Store
COME AND SEW IN
THE CATSKILLS

Bloom
Fabric, Art and Retreat
724 Main St.
Margaretville, NY 12455
845-586-6000
bloomquilts.store
bloom@catskill.net
Bloom: Fabric, Art, & Retreat
bloomquilts724

EST · 2002
BROOKLYN GENERAL STORE
LOVE IS IN THE MAKING

GUILD MEMBER DISCOUNT *
10% off
Regularly priced fabric and notions

Materials, Classes and Machines for the Inspired Maker

Store Hours : Mon – Fri 12 – 7, Sat 12 – 6, Sun 12 – 5

128 Union Street, Brooklyn, New York 11231 • www.brooklyngeneral.com

The Brooklyn Bee

The Brooklyn Quilters Guild
P.O. Box 150198, Van Brunt Station
Brooklyn, NY 11215-0198

www.quiltbrooklyn.org